

# First Half Yearly (2014-15) Report

1st April, 2014 to 30th Sept., 2014

---



## Monitoring of Implementation of MDM Programme for the State of Rajasthan

---

District Covered  
Jalore, Pali & Ajmer

---



Shiv Charan Mathur Social Policy Research Institute

## CONTENTS

<b>Particulars</b>	<b>Page No.</b>
<i>Foreword</i>	3-3
<i>Acknowledgement</i>	4-4
<i>Abbreviations</i>	5-5
<b>General Information</b>	<b>6-6</b>
Consolidated report for the districts (Jalore, Pali & Ajmer)	7-17
<b>District-Wise Reports</b>	<b>18-63</b>
District Jalore	18-32
District Pali	33-47
District Ajmer	48-63
<b>Annexures</b>	<b>64-69</b>
<i>Annexure I - List of Schools with discrepancies regarding MDM Programme</i>	64-66
<i>Annexure II - List of Sampled Schools for MDM Monitoring</i>	67-69

## FOREWORD

**Shiv Charan Mathur Social Policy Research Institute** Monitoring Institute in charge of monitoring of 12 districts of **Rajasthan** State feels privileged to be one of the Monitoring Institution across the country for broad based monitoring of Mid Day Meal programme.

This is the 1st half yearly report for the year **2014-15** and is based on the data collected from 3 districts of **Rajasthan** namely **Jalore** district, **Pali** district and **Ajmer** district.

I hope the findings of the report would be helpful to both the Govt. of India and the State Government of **Rajasthan** to understand the grassroot level problems as well as achievement and functioning of Mid Day Meal Programme in the State and to plan further necessary interventions.

In this context I extend my hearty thanks to **Prof. Virendra Narain, Sr. Consultant** and **Shri Ramvir Singh Rathore**, Nodal Officer, Monitoring SSA-MDM and his team members who have rendered a good service by taking pains to visit the schools located in the most inaccessible areas and preparing the report in time. I am extremely thankful to the authorities of the State office and the district offices for their unhesitating cooperation during the time of data collection.

**Dr. Sudhir Varma, IAS (Retd.)**

Director,  
Shiv Charan Mathur Social Policy Research Institute,  
5-D, Jhalana Institutional Area,  
Jaipur (Rajasthan)-302004

## **A c k n o w l e d g e m e n t**

This report would not have been possible without the active support of the State Project Office of MDM for the State of **Rajasthan** and the district offices in respect of the districts visited. We thank the State Project Commissioner, Mid Day Meal and the District Project Coordinators of SSA-RTE for their cooperation.

Our heartfelt thanks are due to the all the officials of SSA-MDM and Education Department who helped the members of the visiting team in conducting field visit and to all the headmasters and teachers in the schools visited who provided us with relevant information.

We also thank all others who have cooperated in the Monitoring and Supervision work.

We also thankful to Govt. of India Officials, Additional Secretary(SE&L), Director (MDM) and Deputy Secretary, Under Secretary, Department of School Education & Literacy, Ministry of Human Resource Development, Shastri Bhawan, C Wing, Room No. 405, New Delhi – 110001 for providing an opportunity to undertake monitoring activities of SSA-MDM and providing funds.

We also thankful to Senior Consultant(Monitoring) MDM, EdCIL(India) Limited, Technical Support Group, Sarva Shiksha Abhiyan, Vijaya Building, 5th Floor, 17- Barakhamba Road, New Delhi-110001 looking after the Monitoring Institution activities and their staffs for continues support and valuable guidance from time to time.

We also thankful to The Project Manager (MDM), Ed.CIL (India) Limited, Technical Support Group, MDM, Vijaya Building, 5th Floor, 17- Barakhamba Road, New Delhi-110001 for release of funds from time to time.

**(Ramavir Singh Rathore)**  
Senior Consultant  
& Nodal Officer (Monitoring)

## **ABBREVIATIONS**

<b>ADPC</b>	<b>:</b>	<b>Assistant District Project Coordinator</b>
<b>BEO</b>	<b>:</b>	<b>Block Education Officer</b>
<b>BRC</b>	<b>:</b>	<b>Block Resource Center</b>
<b>CRC</b>	<b>:</b>	<b>Cluster Resource Center</b>
<b>CWSN</b>	<b>:</b>	<b>Children With Special Need</b>
<b>DIET</b>	<b>:</b>	<b>District Institute of Education &amp; Training</b>
<b>DISE</b>	<b>:</b>	<b>District Information System for Education</b>
<b>DEO</b>	<b>:</b>	<b>District Education Officer</b>
<b>DPC</b>	<b>:</b>	<b>District Programme coordinator</b>
<b>GoI</b>	<b>:</b>	<b>Government of India</b>
<b>HM</b>	<b>:</b>	<b>Head Master</b>
<b>KGBV</b>	<b>:</b>	<b>Kasturba Gandhi Balika Vidhyalaya</b>
<b>MDM</b>	<b>:</b>	<b>Mid Day Meal</b>
<b>MI</b>	<b>:</b>	<b>Monitoring Institution</b>
<b>MIS</b>	<b>:</b>	<b>Management Information System</b>
<b>MoU</b>	<b>:</b>	<b>Memorandum of Understanding</b>
<b>NGO</b>	<b>:</b>	<b>Non-Government Organization</b>
<b>OBC</b>	<b>:</b>	<b>Other Backward Cast</b>
<b>PHED</b>	<b>:</b>	<b>Public Health and Engineering Department</b>
<b>PRI</b>	<b>:</b>	<b>Panchayat Raj Institution</b>
<b>PS</b>	<b>:</b>	<b>Primary School</b>
<b>RTE</b>	<b>:</b>	<b>Right to Education</b>
<b>SFG</b>	<b>:</b>	<b>School Facility Grant</b>
<b>SHG</b>	<b>:</b>	<b>Self Help Group</b>
<b>SMC</b>	<b>:</b>	<b>School Management Committee</b>
<b>SSA</b>	<b>:</b>	<b>Sarva Shiksha Abhiyan</b>
<b>SC</b>	<b>:</b>	<b>Schedule Cast</b>
<b>ST</b>	<b>:</b>	<b>Schedule Tribe</b>
<b>ToR</b>	<b>:</b>	<b>Terms of References</b>
<b>UPS</b>	<b>:</b>	<b>Upper Primary School</b>

**1<sup>st</sup> Half Yearly (2014-15) Monitoring Report of Shiv Charan Mathur Social Policy  
Research Institute, Jaipur on MDM for the State of Rajasthan  
for the period of 1<sup>st</sup> April 2014 to 30<sup>th</sup> September, 2014**

**I. GENERAL INFORMATION**

S.N.	Information	Details		
1.	Period of the report	1st April 2014 to 30th September, 2014		
2.	No. of Districts monitored	Three		
3.	Districts' name	1. Jalore	2. Pali	3. Ajmer
4.	Month of visit to the Districts/Schools (information is to be given district wise i.e. District 1, District 2, District 3 etc)	August 2014	August 2014	September, 2014
5.	Total number of govt. elementary schools in the Districts Covered by MI (Information s to be given district wise i.e. District 1, District 2, District 3 etc.)	2016	1985	1950
6.	Number of government elementary schools monitored Information is to be given for district wise i.e. District 1, District 2, District 3 etc.	40	40	40
7.	Number of schools visited by Nodal Officer of the Monitoring Institute	13	16	15
8.	Whether the draft report has been shared with the Commissioner, MDM : YES/NO	YES		
9.	After submission of the draft report to the Commissioner, MDM whether the MI has received any comments: YES/NO	-		
10.	Before sending the reports to the GOI whether the MI has shared the report with Commissioner, MDM.	-		
11.	On the basis of MOU signed between monitoring institute and MHRD and the directions issued by Government of India for monitoring of SSA and MDM interventions, a letter has been written to Commissioner SSA, Government of Rajasthan, Jaipur to direct the field officials of three districts to co-operate and support during field visit. First of all one day meeting was organized with the district officials to conduct detailed discussions with them regarding the selection of schools for monitoring. The selection of schools was done at district level on the basis of schools report cards, ensuring the representation of various types of schools. The schools were selected, taking into account their availability, location and also the specific kind of academic activities. On location basis in the rural – urban context, atleast 8 schools out of total 40 were selected from urban areas. Six schools with special training centres, two with undergoing civil work activity, two National Programme of Education for Girls at Elementary Level, three Computer Aided Learning and 3 Kasturba Gandhi Balika Vidhyala and three schools with minimum of 3 children with special needs, were selected. The remaining schools constituted the ones with specific problems like gender gap, higher proportion of SC/ST/Minority, low retention and higher drop out rate, school located in the area with sizeable out of school children and adversely affected by seasonal migration were selected. The total number of schools selected was 40 per district.			

## CONSOLIDATED REPORT

### Districts : Jalore, Pali & Ajmer

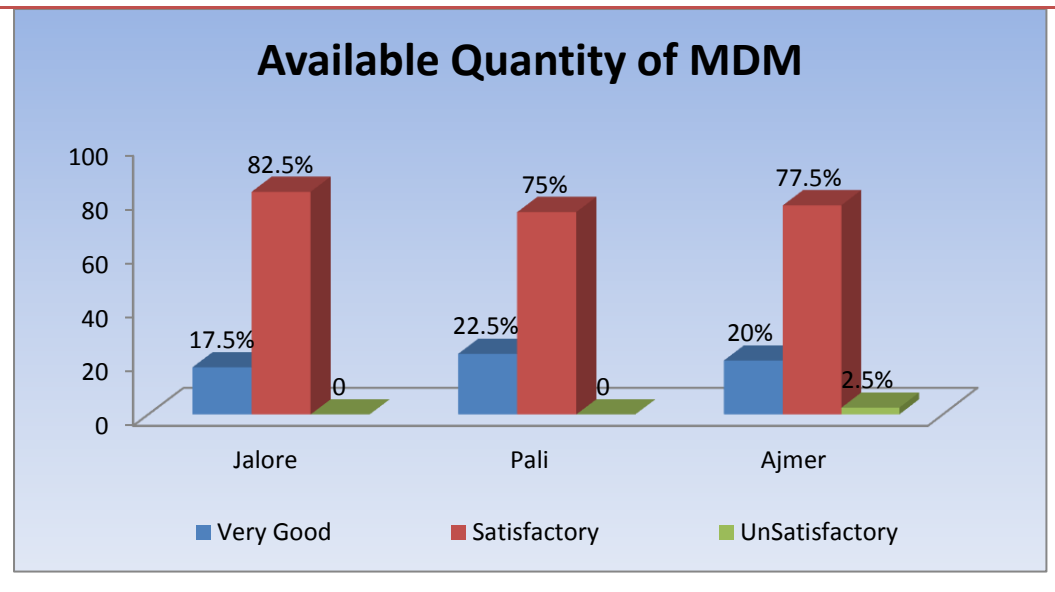
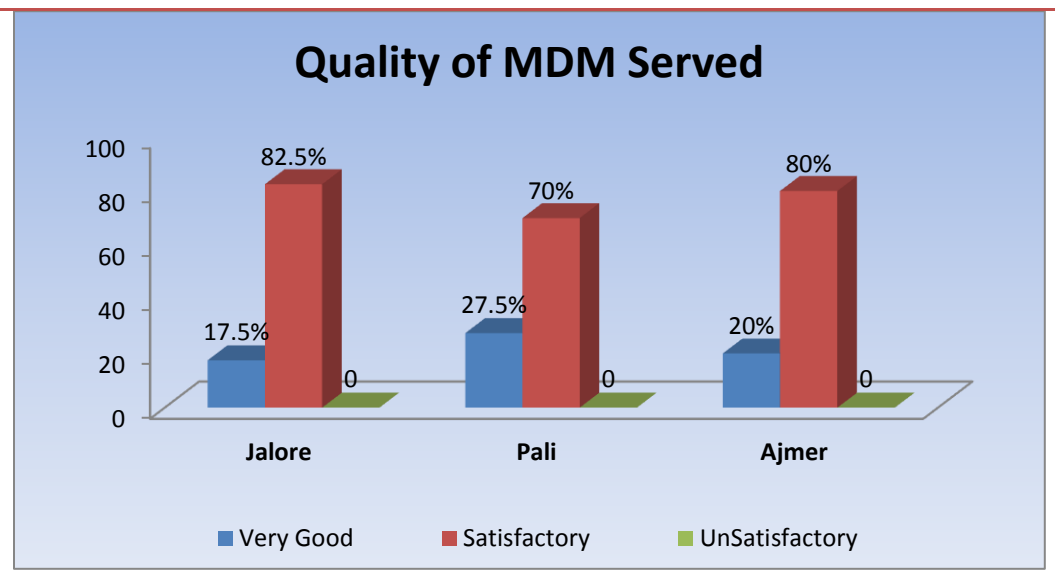
S.N.	District	Issues
1.		<b>Availability of Food grains</b>
	<b>Jalore</b>	<ul style="list-style-type: none"><li>For the monitoring of MDM programme, the sample of 12 primary and 28 upper primary schools (in total 40 schools) have been identified.</li><li>The buffer stock of foodgrains for one month requirement was available in most of the schools, except one school.</li><li>The food grains of fare average quality (FAQ) had been delivered in time at school level by listing agency in 38(95%) schools.</li></ul>
	<b>Pali</b>	<ul style="list-style-type: none"><li>The sample of 40 (PS-10 and UPS-30) schools including 1 Madarsa has been taken for monitoring of MDM schemes, but in Madarsa (Sojat City) MDM scheme was not in operation.</li><li>Buffer stock of food grains for one month requirement was available in 34(87.2%) out of 39 schools, which was delivered in time by listing agency at school level.</li></ul>
	<b>Ajmer</b>	<ul style="list-style-type: none"><li>The sample of 4 primary and 36 upper primary schools selected for monitoring in consultation with district officials.</li><li>The buffer stock of foodgrains for one month requirement was available in 37(92.5%) schools.</li><li>In case of non-availability of foodgrains, headmaster of remaining 3 schools made arrangement at his own level.</li></ul>
2.		<b>Timely release of funds</b>
	<b>Jalore</b>	<ul style="list-style-type: none"><li>All sampled schools received funds in advance without any delay.</li></ul>
	<b>Pali</b>	<ul style="list-style-type: none"><li>There has been delay of 2-4 months in releasing the funds in advance in 12 schools, only 27(69.2%) schools have received funds from State Government in advance.</li></ul>

	<b>Ajmer</b>	<ul style="list-style-type: none"> <li>The funds for honorarium of cooks was released by State Government in advance, in 38(95%) schools, remaining 2 schools received fund with 2-3 months delay.</li> </ul>												
<b>3.</b>	<b>Availability of cooking cost</b>													
	<b>Jalore</b>	<ul style="list-style-type: none"> <li>Cooking cost had been received by all 40 schools in advance.</li> </ul>												
	<b>Pali</b>	<ul style="list-style-type: none"> <li>The position of cooking cost in the district was exactly the same as in the case of funds for honorarium of cooks.</li> </ul>												
	<b>Ajmer</b>	<ul style="list-style-type: none"> <li>The status of cooking cost was the same as funds for honorarium of cooks.</li> </ul>												
	<table border="1"> <caption>Availability of funds for MDM</caption> <thead> <tr> <th>District</th> <th>Funds for the honorarium of cooks (%)</th> <th>Availability of cooking cost (%)</th> </tr> </thead> <tbody> <tr> <td>Jalore</td> <td>100%</td> <td>100%</td> </tr> <tr> <td>Pali</td> <td>67.5%</td> <td>67.5%</td> </tr> <tr> <td>Ajmer</td> <td>95%</td> <td>95%</td> </tr> </tbody> </table>		District	Funds for the honorarium of cooks (%)	Availability of cooking cost (%)	Jalore	100%	100%	Pali	67.5%	67.5%	Ajmer	95%	95%
District	Funds for the honorarium of cooks (%)	Availability of cooking cost (%)												
Jalore	100%	100%												
Pali	67.5%	67.5%												
Ajmer	95%	95%												
<b>4.</b>	<b>Availability of Cooks and Helpers</b>													
	<b>Jalore</b>	<ul style="list-style-type: none"> <li>The cooks and helpers have been engaged by SMCs in all schools and by placement agency in KGBVs as per norms prescribe by the government.</li> <li>The honorarium of cooks and helpers is Rs.1000/- per month in the schools while it is Rs.5000/- for cooks and 4500/- for helpers in KGBVs, which is being paid regularly.</li> <li>The social category of engaged cooks and helpers is OBC in most of the cases, in fact they have been engaged from the dominating local society without any discrimination.</li> <li>Most of the cooks and helpers have been trained but there has been no medical check up of them.</li> </ul>												
	<b>Pali</b>	<ul style="list-style-type: none"> <li>School Management Committee (SMC) have engaged cooks and helpers in all 35 schools, while in 4 KGBVs it has been done by placement agency.</li> <li>The honorarium of cooks and helpers is Rs.1000/- per month in schools,</li> </ul>												



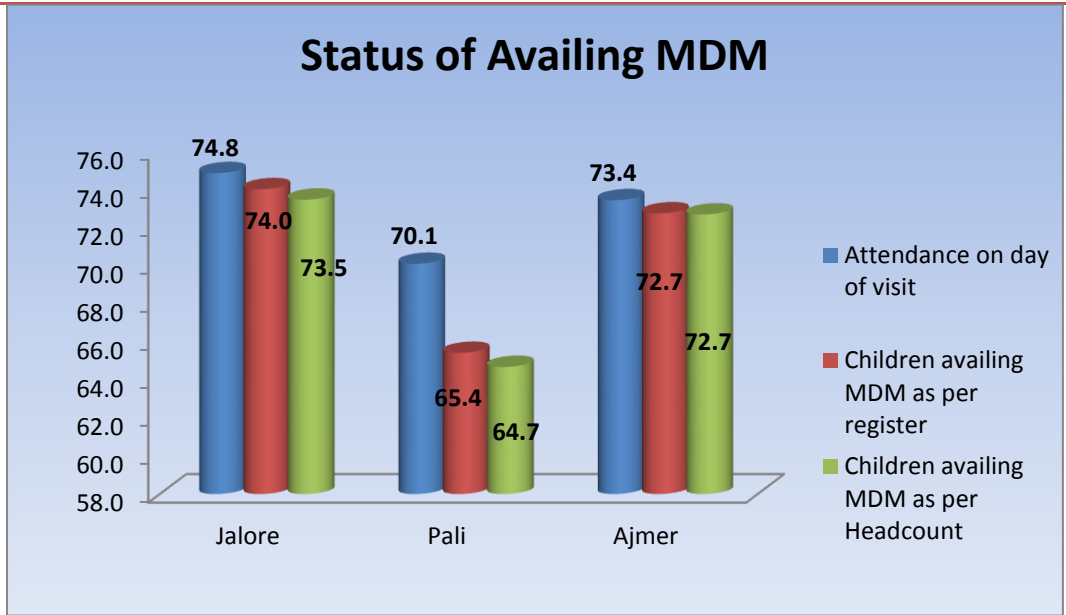
		<p>while in KGBVs, cooks get Rs.5000/- and helpers get Rs.4500/- per month.</p> <ul style="list-style-type: none"> <li>• Cooks and helpers belong to different social categories but majority of them are from OBC category.</li> <li>• Cooks and helpers of 33(84.6%) schools have received training but none of them have been medically examined.</li> </ul>
	<b>Ajmer</b>	<ul style="list-style-type: none"> <li>• Cooks and helpers as per state norms have been engaged by SMCs in 37 schools, while in 3 KGBVs these have been arranged by placement agency.</li> <li>• The honorarium of cooks and helpers in schools is Rs.1000/- per month, while in KGBVs cooks get Rs.5000/ and for helpers it is Rs.4500/- per month.</li> <li>• Cooks and helpers are from different social categories, representing social category of habitations, but in majority they are from OBC category.</li> <li>• It is appreciable, that cooks and helpers of 33(82.8%) schools have received training regarding MDM, but most of them have not been medically examined.</li> </ul>
<b>5.</b>		<b>Regularity in Serving Meal</b>
	<b>Jalore</b>	<ul style="list-style-type: none"> <li>• According to children, hot cooked food is regularly served in all the schools</li> </ul>
	<b>Pali</b>	<ul style="list-style-type: none"> <li>• MDM is cooked at school level and served everyday to the children in all schools.</li> </ul>
	<b>Ajmer</b>	<ul style="list-style-type: none"> <li>• All 40 sampled schools are serving hot cooked food daily to the children, without interruption.</li> </ul>
<b>6.</b>		<b>Quality and Quantity of Meal</b>
	<b>Jalore</b>	<ul style="list-style-type: none"> <li>• According to the feed back received from children, the quality and quantity of Mid-Day-Meal per child is very good (17.5% schools) and satisfactory (82.5% schools).</li> </ul>
	<b>Pali</b>	<ul style="list-style-type: none"> <li>• Children from most of the schools are satisfied with quality and quantity of MDM. The quantity of pulses and green leafy vegetables is also found satisfactory.</li> <li>• Double fortified salt is used in all sampled schools.</li> </ul>
	<b>Ajmer</b>	<ul style="list-style-type: none"> <li>• The quality and quantity of served meal is very good according to 8(20%) schools, while in remaining schools it is found satisfactory.</li> </ul>

- Fortified iodized salt is being used in all schools and children take meal with interest.



<b>7.</b>	<b>Variety of Menu</b>	
<b>Jalore</b>	<ul style="list-style-type: none"> <li>The MDM is being cooked as per weekly menu, which is decided by the Government and displayed on school notice board in most of the schools.</li> <li>According children of 38(95%) schools weekly menu of MDM includes locally available ingredients, which provides required nutritional and caloric value per child.</li> </ul>	
<b>Pali</b>	<ul style="list-style-type: none"> <li>Weekly menu, decided by State Government, displayed on notice board in</li> </ul>	

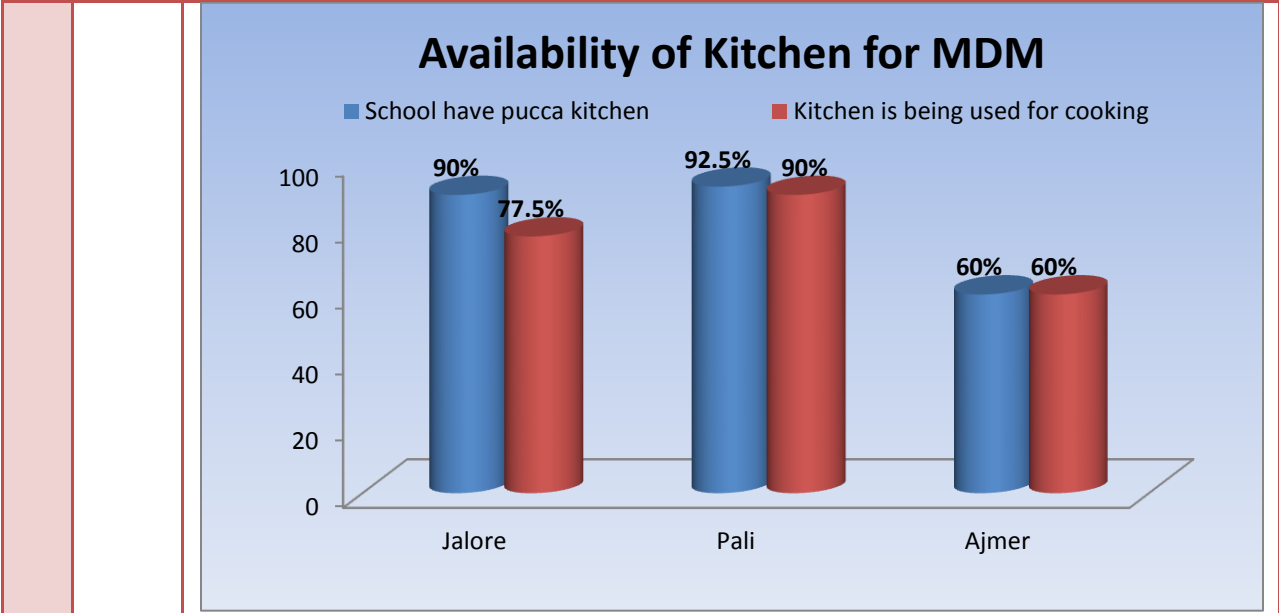
		35(89.7%) schools and MDM is served as per weekly menu in all sampled schools.
	<b>Ajmer</b>	<ul style="list-style-type: none"> <li>Weekly menu of MDM, decided by State Government has been displayed on the school notice board in most of the schools.</li> <li>According to 39(97.5%) schools, the MDM include required nutritional and caloric value per child.</li> </ul>
<b>8.</b>		<b>Display of Information as per RTE Act 2009</b>
	<b>Jalore</b>	<ul style="list-style-type: none"> <li>Except daily menu, no other information under RTE Act, regarding MDM is being displayed on school notice board.</li> <li>Only 8(20%) schools have displayed MDM Logo at appropriate place on the wall of the schools.</li> </ul>
	<b>Pali</b>	<ul style="list-style-type: none"> <li>The information under Right to Education Act, 2009 including MDM logo has not been displayed at prominent place in any of the school, except daily menu.</li> </ul>
	<b>Ajmer</b>	<ul style="list-style-type: none"> <li>Information under Right to Education Act 2009 including MDM Logo is not being displayed at prominent place in schools.</li> </ul>
<b>9.</b>		<b>Trend (Details of children availing MDM)</b>
	<b>Jalore</b>	<ul style="list-style-type: none"> <li>On the day of team's visit, the attendance of children was 74.8%, out of whom as per MDM register 74% children took MDM, though as per head count actually 73.5% children were taking MDM.</li> </ul>
	<b>Pali</b>	<ul style="list-style-type: none"> <li>Out of 5432 enrolled children, 3808(70.1%) were present on the day of team's visit. The number of children actually (on the basis of head count) availing MDM were 3515(64.7%) while it was recorded as 3555(65.4%) in MDM register with marginal variation.</li> </ul>
	<b>Ajmer</b>	<ul style="list-style-type: none"> <li>The number of children actually availing MDM on the day of team's visit was 3691, which is 72.7% of total enrollment (5078) and 98.9% of total present (3729) children.</li> </ul>



<b>10.</b>	<b>Social Equity</b>
<b>Jalore</b>	<ul style="list-style-type: none"> <li>In most of the schools, MDM is served in verandas of schools by cook and helpers.</li> <li>No gender cast and community discrimination was observed in cooking, serving and seating arrangement in any of the sampled school.</li> </ul>
<b>Pali</b>	<ul style="list-style-type: none"> <li>The cooked food is served by cooks and helpers and children take it by sitting in Varanda in most of the schools.</li> </ul>
<b>Ajmer</b>	<ul style="list-style-type: none"> <li>Generally MDM is reserved to the children by cooks and helpers but it is being served by children in some 16(40%) schools, which is objectionable.</li> <li>No discrimination of any kind and at any level was observed in the process of MDM scheme.</li> </ul>
<b>11.</b>	<b>Convergence of MDMS with other schemes</b>
<b>Jalore</b>	<ul style="list-style-type: none"> <li>In some schools, kitchens have been constructed and utensils for MDM preparation and serving have been provided by SSA funds.</li> <li>The health check up of children, which is mere formality, is being done by nurses and in most of the schools by teachers, once in a year. Only weight, height and measurement of chest is being recorded in the class health register.</li> </ul>

	<ul style="list-style-type: none"> <li>• First Aid Box, which is most essential item, is available only in 23(57.5%) schools.</li> <li>• The drinking water facility has been made available in 31(out of 37, where it is available) schools in convergence with drinking water and sanitation programme.</li> <li>• There has been no contribution under MLA/MP Lad scheme for any of the 40 schools.</li> </ul>
<b>Pali</b>	<ul style="list-style-type: none"> <li>• Construction of kitchen for 8 schools, utensils for cooking and eating for 17 schools and gas connections for 10 school have been provided by SSA funds.</li> <li>• With the help of State Medical and Health Department children have been examined formly and micro-nutrients and de-worming tablets have been provided regularly in most of the schools annually.</li> <li>• The significant medical support, First Aid Box was available in 23(59%) schools only.</li> <li>• The potable water for drinking and cooking is available in 35(87.5%) schools. This has been done under Drinking water and sanitation programme in 29 schools.</li> <li>• No support under MP/MLA LAD Scheme was reported by any of school.</li> </ul>
<b>Ajmer</b>	<ul style="list-style-type: none"> <li>• 26(65%) schools have been benefited through support like, utensils for cooking and eating meal and LPG connection, provided under SSA funds.</li> <li>• State, Health and Medical department provided micro-nutrients and de-worming medicines to the children in most of schools annually.</li> <li>• In the health register maintained in 37(92.5%) schools, the measurement of height, weight and chest of the children are being noted. Eyes and teeth have been examined during medical check up of children.</li> <li>• Out of 39 schools, where potagle water is available, it has been done in convergence with Drinking water and sanitation programme.</li> <li>• None of the 40 schools have received support under MLA/MP Lad Scheme.</li> </ul>

12.	<b>Infrastructural facilities for MDM</b>	
	<b>Jalore</b>	<ul style="list-style-type: none"> <li>• Pucca kitchen-cum-store have been constructed under different schemes in 36(90%) schools and out of them it is being used in 31 schools. Remaining 5 kitchens have proper smoke outlet and roof is damaged.</li> <li>• In 24(60%) schools LPG is in use for cooking, while 16 schools use firewood for cooked the MDM.</li> <li>• Cooking utensils and eating plates are available in all 40 schools, which have been purchased by MME and SSA funds.</li> <li>• Separate toilets for girls and boys are available in most of the schools, but these are in usable condition only in 27(67.5%) schools.</li> <li>• It is a matter of concern that there is no potable water facility in 3(7.5%) schools.</li> </ul>
	<b>Pali</b>	<ul style="list-style-type: none"> <li>• Permanent structure of kitchen cum store has been constructed in 37(92.5%) schools ; out of them 36 are in use.</li> <li>• Firewood is used in 18 schools, while 21 schools are using LPG for cooking the food.</li> <li>• Utensils for cooking and plates for eating MDM have been made available with the support o SSA and MME funds in most of the schools.</li> <li>• Separate toilets for girls are available in 38, and for boys in 30 schools, while these are usable in only 32 schools.</li> <li>• Fire extinguisher is available in 3(85%) schools.</li> </ul>
	<b>Ajmer</b>	<ul style="list-style-type: none"> <li>• Kitchen cum store have been constructed with the support of different agencies i.e. SSA, Panchayati Raj, MDMs etc. in 24(60%) schools and all of them are in use.</li> <li>• MDM is being cooked by firewood in 28(70%) schools and by LPG in 24(60%) schools. Firewood and LPG both are being use as cooking fuel in 13(32.5%) schools.</li> <li>• Utensils for cooking and plates for eating meal are available in all schools, which have been purchased by MME and SFCs funds.</li> <li>• Separate toilets for girls and boys are available in 38 and 30 schools respectively.</li> <li>• Fire extinguisher is available in 35(87.5%) schools.</li> </ul>



**13. Environment, Security and Hygiene regarding MDM preparation**

**Jalore**

- General impression of the environment, safety and hygiene is good in 15(37.5%) schools, while it is of ordinary level in 25(62.5%) schools.
- In most of the schools children are motivated to wash their hands before and after taking meals and they also have the habit of conserving water.

**Pali**

- The environment, safety and hygiene conditions regarding MDM is good in 12, while it is tolerable in remaining schools.
- Children do have the habit of conserving water and they are motivated towards to wash their hands before and after taking meal in most of the schools.

**Ajmer**

- General impression of environment, safety and hygiene is good in 15(37.5%) schools, while it is satisfactory in remaining schools.
- Students have developed the habit of conserving water and they are motivated to wash their hands before and after taking meal.

**14. Community participation**

**Jalore**

- Although there is no roster, the community and SMC members visits schools mostly annually and to some extent quarterly to monitor the MDM scheme in schools.

		<ul style="list-style-type: none"> <li>On an average there are 8 SMC meetings in a year but mechanism for social audit is in practice in 17(42.5%) schools only.</li> </ul>
	<b>Pali</b>	<ul style="list-style-type: none"> <li>The SMC and community members visit schools monthly and in some cases quarterly without any roster.</li> <li>In the preceding year, there were 8 average SMC meetings per schools, out of which MDM was discussed in 3 SMC meetings.</li> </ul>
	<b>Ajmer</b>	<ul style="list-style-type: none"> <li>The process of MDM preparation and serving to the children is being monitored by SMC/community members without the roaster, probably once in a month.</li> <li>During last academic session, there were nine average SMC meetings and MDM was discussed in 4 such SMC meetings per school.</li> </ul>
<b>15.</b>	<b>Inspection and Supervision</b>	
	<b>Jalore</b>	<ul style="list-style-type: none"> <li>The different level officials visit schools and make general comments about MDM scheme in inspection register available in 30(75%) schools.</li> <li>Under MME component, 30(75%) schools have received funds till the first visit.</li> </ul>
	<b>Pali</b>	<ul style="list-style-type: none"> <li>MDM scheme has been inspected by different level officials who made comments on the quality of MDM in register available in schools.</li> </ul>
	<b>Ajmer</b>	<ul style="list-style-type: none"> <li>Different level official visit the school and make general comments in MDM inspection register maintained in 28(85%) schools.</li> </ul>
<b>16.</b>	<b>Impact of MDMS on enrollment, attendance and health of children</b>	
	<b>Jalore</b>	<ul style="list-style-type: none"> <li>MDM scheme has contributed in improving enrollment, attendance and nutritional status of the children according 16(40%), 26(65%) and 38(95%) schools respectively.</li> </ul>
	<b>Pali</b>	<ul style="list-style-type: none"> <li>There is positive impact on the health and attendance of children according 32(82%) and 25(64%) schools respectively, while no impact on enrollment have been reported by 30(77%) schools.</li> <li>According to most of the schools, there is tremendous improvement in terms of social harmony through MDMS.</li> </ul>



	<b>Ajmer</b>	<ul style="list-style-type: none"> <li>• According to children, teachers and community members related with 32(80%) schools, MDM has improved the social harmony and nutritional status of children.</li> <li>• There is positive impact of MDM on attendance of children and the number of out of school children has decreased considerably.</li> </ul>
<b>17.</b>	<b>Grievance Redressal Mechanism</b>	
	<b>Jalore</b>	<ul style="list-style-type: none"> <li>• Most of the schools are not still aware about the existence of grievance redressal mechanism regarding MDM scheme.</li> </ul>
	<b>Pali</b>	<ul style="list-style-type: none"> <li>• Schools are not even aware about grievances redressal mechanism in the district. There is no toll free telephone facility at any level.</li> </ul>
	<b>Ajmer</b>	<ul style="list-style-type: none"> <li>• Grievance Redressal Mechanism does not exist in the district according 35(87.5%) schools, only 5 schools gave affirmative response on this issue.</li> <li>• There is no toll free telephone facility regarding grievance redressal about MDM at any level.</li> </ul>

## DISTRICT-WISE REPORTS

### District – JALORE

S. N.	Indicators	Source of information
1.	<p><b><u>Availability of foodgrains in schools</u></b></p> <p>i) Whether buffer stock of foodgrains for one month is available at the school?</p> <p>ii) Whether food grains is delivered in school in time by the lifting agency?</p> <p>iii) If lifting agency is not delivering the food grains at school how the food grains is transported upto school level?</p> <p>iv) Whether the food grains is of FAQ of Grade A quality?</p> <p>v) Whether food grains are released to school after adjusting the unspent balance of the previous months?</p>	<p>School level registers, MDM Registers, Head Teacher, School level MDM functionaries. SHG/implementing agency</p>
	<p>i) Buffer stock of food grains for one month was available in 39(97.5%) schools. It was not so in 1(2.5%) school.</p> <p>ii) Food grains had been delivered in time by the lifting agency in 38(95%) schools.</p> <p>iii) Food grain's supply was delayed in 2(5%) schools and hence these schools took food grains on credit from other nearby schools.</p> <p>iv) The quality of food grains was at FAQ in 38(95%) schools.</p> <p>v) In all the 40 schools, the new supply of food grains was done after adjustment with the unspent food grains in the stock.</p>	
2.	<p><b><u>Timely release of funds for the honorarium of cooks</u></b></p> <p>i) Whether State is releasing funds to District/block/school on regular basis in advance? If not,</p> <p>a) Period of delay in releasing funds by State to district.</p> <p>b) Period of delay in releasing funds by District to block/schools.</p> <p>c) Period of delay in releasing funds by block to schools.</p> <p>ii) Any other observations.</p>	<p>Records/observation/ interaction with teachers and any other person</p>

	<ul style="list-style-type: none"> <li>i) All the 40 schools got funds in advance and in time.</li> <li>ii) There was no delay in the release of funds to school in any of the 40 schools.</li> </ul>	
3.	<p><b>Availability of Cooking Cost</b></p> <ul style="list-style-type: none"> <li>i) Whether school/implementing agency has been receiving cooking cost in advance regularly?</li> <li>ii) Period of delay, if any, in receipt of cooking cost.</li> <li>iii) In case of non receipt of cooking cost how the meal is served?</li> </ul>	School level registers, MDM Registers, Head Teacher, School level MDM functionaries, SHG/implementing agency
	<ul style="list-style-type: none"> <li>i) Cooking cost had been received by all the 40 schools in advance.</li> <li>ii) There was no delay in this matter across all the 40 schools.</li> </ul>	
4.	<p><b>Availability of Cook-cum-helpers</b></p> <ul style="list-style-type: none"> <li>i) Who engaged Cook-cum-helpers at schools (Department/SMC/VEC/PRI/Self Help Group/NGO/Contractor)?</li> <li>ii) If Cook-cum-helper is not engaged who cooks and serves the meal?</li> <li>iii) Is the number of cook-cum-helpers engaged in the school as per GOI norms or as per State norms?</li> <li>iv) Honorarium paid to cooks cum helpers.</li> <li>v) Mode of payment to cook-cum-helpers?</li> <li>vi) Are the remuneration paid to cook-cum-helpers regularly?</li> <li>vii) Social Composition of cook-cum-helpers? (SC/ST/OBC/ Minority)</li> <li>viii) It there any training module for cook-cum-helpers</li> <li>ix) Whether training has been provided to cook-cum-helpers?</li> <li>x) In case the meal is prepared and transported by the Centralized kitchen/NGO, whether cook-cum-helpers have been engaged to serve the meal to the children at school level.</li> <li>xi) Whether health check-up of cook-cum-helpers has been done?</li> </ul>	Observations and discussion with children teachers, parents, VEC members, Gram Panchayat members and cooks-cum-helpers

- i) The cook and helper have been made available by the school management committee in 38(95%) schools, and in 2(5%) schools (KGBVs), the placement agency has made this arrangement.
- ii) The question does not arise since cook and helper have been arranged for all the 40 schools.
- iii) The cooks/helpers have been engaged in all the 40 schools as per norms prescribed by Government of India.
- iv) The honorarium for cook and helper has been fixed at Rs.1000 per month in 38(95%) schools. However, in 2 schools (KGBVs) the honorarium is Rs.5000/- per month for cook and Rs.4500/- per month for helper.
- v) In 37(92.5%) schools the honorarium to cook/helper is paid in cash; in 2(5%) schools by e-transfer and in 1(2.5%) school it is through cheque.
- vi) The honorarium to cook/helper has been paid regularly in all the 40 schools.
- vii) (a) Cooks in 29(72.5%) schools are from OBC social category; in 3(7.5%) schools from minority; in 2(5%) schools the cook belongs to SC and in 3(7.5%) school the cook is from ST social categories. The remaining 3(7.5%) schools cooks have been taken from general category.  
(b) The helpers in 24(60%) schools belong to OBC; in 3(7.5%) schools to SC, in 1 (2.5%) school to ST; in 2(5%) schools to minority community and in 4 schools, they come from general category.
- viii) Training module for cook/helper is available with 34(85%) schools.
- ix) Cooks/helpers have been trained in 33(82.5%) schools.
- x) The question does not arise since the MDM is cooked in schools and not supplied by any NGO /centralized kitchen.
- xi) There has been no medical check up of cook/helper in 37(92.5%) schools though it has been done in 3(7.5%) schools.

5.	<p><b>Regularity in Serving Meal</b></p> <p>Whether the school is serving hot cooked meal daily? If there was interruption, what was the extent and reasons for the same?</p> <ul style="list-style-type: none"> <li>• According to students, teachers, parents and MDM register hot cooked food is regularly served in all the 40 schools.</li> </ul>	Students, Teachers & Parents, and MDM register
----	--	--

<p>6.</p>	<p><b><u>Quality &amp; Quantity of Meal</u></b></p> <p>Feedback from children on</p> <ol style="list-style-type: none"> <li>a) Quality of meal</li> <li>b) Quantity of meal</li> <li>c) Quantity of pulses used in the meal per child.</li> <li>d) Quantity of green leafy vegetables used in the meal per child.</li> <li>e) Whether double fortified salt is used?</li> <li>f) Acceptance of the meal amongst the children.</li> <li>g) Method/Standard gadgets/equipment for measuring the quantity of food to be cooked and served.</li> </ol> <p>{Please give reasons and suggestions to improve, if children were not happy}</p>	<p>Observations of Investigation during MDM service</p>
	<p>According to feedback received from children on :</p> <ol style="list-style-type: none"> <li>a) Quality : Satisfactory in 33 (82.5%) schools. <ul style="list-style-type: none"> <li>• Very good in 7(17.5%) schools.</li> </ul> </li> <li>b) Quantity : Satisfactory in 33(82.5%) schools <ul style="list-style-type: none"> <li>• Very good in 7(17.5%) schools</li> </ul> </li> <li>c) Quality of pulses : Satisfactory in 33(82.5%) schools <ul style="list-style-type: none"> <li>• Very good in 7(17.5%) schools.</li> </ul> </li> <li>d) Double fortified iodized salt is used in all the 40 schools.</li> <li>e) Green leafy vegetables- quantity : <ul style="list-style-type: none"> <li>• Satisfactory in 33(82.5%) schools</li> <li>• Very good in 7(17.5%) schools</li> </ul> </li> <li>f) Children take MDM with interest in all the 40 schools.</li> <li>g) The measurement of food items to be cooked is done through standardized method of using measuring utensils and at times by balance utilizing standardized measuring units in all the 40 schools.</li> </ol>	

	<p><b>Suggestions :</b></p> <ul style="list-style-type: none"> <li>Children of one school want MDM to be cooked as per the prescribed weekly menu, without deviation from this norm.</li> </ul>	
7.	<p><b>Variety of Menu</b></p> <ul style="list-style-type: none"> <li>i) Who decides the menu?</li> <li>ii) Whether weekly menu is displayed at a prominent place noticeable to community?</li> <li>iii) Is the menu being followed uniformly?</li> <li>iv) Whether menu includes locally available ingredients?</li> <li>v) Whether menu provides required nutritional and calorific value per child?</li> </ul>	<p>Observations and discussion with children teachers, parents, VEC members, Gram Panchayat members and cooks. Obtain a copy of menu.</p>
8.	<p><b>Display of information under RTE Act, 2009</b></p> <ul style="list-style-type: none"> <li>i) Display of Information under Right of Education Act, 2009 at the school level at prominent place <ul style="list-style-type: none"> <li>a) Quantity and date of foodgrains received</li> <li>b) Balance quantity of foodgrains utilized during the month.</li> <li>c) Other ingredients purchased, utilized</li> <li>d) Number of children given MDM.</li> <li>e) Daily menu</li> </ul> </li> <li>ii) Display of MDM logo at prominent place preferably outside wall of the school.</li> </ul>	<p>Observation/ interaction with teacher, children, community members.</p>
	<ul style="list-style-type: none"> <li>i) The date of receiving food grains and its quantity , the balance of food grains left unutilized at the end of the month and information about other ingredients purchased and utilized have</li> </ul>	

	<p>not been displayed on the notice board in any of the 40 schools.</p> <ul style="list-style-type: none"> <li>The number of children actually taking MDM not displayed on the notice board in 33(82.5%) schools. It is, however, being done only in 7(14.5%) schools.</li> <li>Daily menu of MDM displayed on the notice board in 36(90%) schools.</li> </ul> <p>ii) The MDM logo has not been put on the outside wall of the school in 32(80%) schools. Only 8(20%) school have done so.</p>	
9.	<p><b>Trends (Details of children availing MDM)</b></p> <p>Extent of variation (As per school records vis-à-vis Actual on the day of visit)</p> <ol style="list-style-type: none"> <li>Enrollment</li> <li>No. of children attending the school on the day of visit.</li> <li>No. of children availing MDM as per MDM Register.</li> <li>No. of children actually availing MDM on the day of visit as per head count.</li> </ol> <ol style="list-style-type: none"> <li>The total enrollment in 40 sampled schools is 5117.</li> <li>Students present on the day of Teams’ visit - 3830 (74.8%)</li> <li>Number of children availing MDM as per MDM register – 3787 (74%)</li> <li>The actual number (head count) of children on the day of Team’s visit – 3759(73.5%). <ul style="list-style-type: none"> <li>Around 74% of enrolled children have been availing MDM. There is marginal variations between the number of enrolled children, the number of children taking MDM as per MDM register and actual number of children taking MDM on the day of team’s visit. The attendance of children is around 74.8%, out of whom, 74% children take MDM as per MDM register, though actually 73.5% children were counted taking MDM on the day of teams’ visit.</li> </ul> </li> </ol>	<p>School level registers, MDM Registers Head Teachers, Schools level MDM functionaries/ Observation of the monitoring team.</p>
10.	<p><b>Social Equity</b></p> <ol style="list-style-type: none"> <li>What is the system of serving and seating arrangements for eating?</li> <li>Did you observe any gender or caste or community discrimination in cooking or serving or seating arrangements?</li> <li>The name of the school where discrimination found of any kind may be mentioned in the main body of the report along with date of</li> </ol>	<p>Observations / Probe/ interaction with the children. Parents in community members.</p>

	<p>visit.</p> <p>(iv) If any kind of social discrimination is found in the school, comments of the team may be given in the inspection register of the school.</p>	
	<p>i) (a) In 25(62.5%) schools, food is served by the cook, in 3(7.5%) schools by the teacher and in 12(30%) schools students do the job.</p> <p>(b) Children take MDM in school's varanda in 36(90%) schools, in 2(5%) schools food is served in classroom, while in 2(5%) schools, the seating arrangement for MDM is in the open space.</p> <p>ii) No discrimination at the stage of cooking, serving and seating arrangement was found in any of the 40 schools.</p> <p>iii) Since there was no school with discriminatory practices, there is no need to list such schools.</p> <p>iv) The members of team make comments about quality and management of MDM in the school inspection register.</p>	
11.	<p><b><u>Convergence of MDMS With Other Schemes</u></b></p> <p>1. Sarva Shiksha Abhiyan</p> <p>2. School Health Programme</p> <p>i) Is there school Health Card maintained for each child?</p> <p>ii) What is the frequency of health check up?</p> <p>iii) Whether children are given micronutrients (Iron, folic acid, vitamin-A dosage) and de worming medicine periodically?</p> <p>iv) Who administers these medicines and at what frequency?</p> <p>v) Whether height and weight record of the children is being indicated in the school health card.</p> <p>vi) Whether any referral during the period of monitoring.</p> <p>vii) Instances of medical emergency during the period of monitoring.</p> <p>viii) Availability of the first aid medical kit in the schools.</p> <p>ix) Dental and eye check-up included in the screening.</p> <p>x) Distribution of spectacles to children suffering from refractive error.</p>	Teachers, Students, School Record/School health card



3. Drinking Water and Sanitation Programme

- i) Whether potable water is available for drinking purpose in convergence with Drinking Water and Sanitation Programme.

4. MPLAD/MLA Scheme.

5. Any Other Department/Scheme.

**(1) Convergence with SSA**

- i) The SSA has contributed in the construction of kitchen in 5(in 12.5%) schools, providing utensils for MDM in 22(55%) schools, arranging Dari-Patti in 4(10%) schools and providing gas connection in 10(25%) schools.

**(2) Convergence with School Health Programme**

- i) (a) Health card for individual child is not maintained in any of the 40 schools.  
(b) All the 40 schools do have health register for enrolled children.
- ii) Health check up of children is annual in 36(90%) schools, quarterly in 1(2.5%) school and monthly in 3(7.5%) schools.
- iii) Micro-nutrients and de-worming medicine are given periodically in 38(95%) schools.
- iv) (a) These medicines are administered by Health Department in 38(95%) schools.  
(b) These medicines are administered annually in 25(62.5%) schools; half yearly in 8(20%) schools, quarterly in 1(2.5%) school and monthly in 4(10%) schools.
- v) Height, weight etc. are posted in the health register in 35(87.5%) schools. It is not done in 5(12.5%) schools.
- vi) No child was referred for treatment in any of the 40 schools during Team's visit.
- vii) No emergency for medical support occurred during team's visit in any of the 40 schools.
- viii) First Aid Box is available in 23(57.5%) schools. The remaining 17(42.5%) schools do not have first Aid Box. It is indeed a matter of serious concern.
- ix) The examination of teeth and eyes during health check up is done in only 19(47.5%) schools.
- x) In 6(out of 19) schools spectacles have been provided with the help of school administration to children with weak eye sight.

**(3) Convergence with Drinking water and sanitation programme:**

- a) Potable water for cooking and drinking is available in 37(92.5%)schools.
- b) The drinking water facility has been made available in 31(out of 37) schools in convergence

	<p>with drinking water and sanitation programme.</p> <p><b>(4) MLA/MP LAD scheme:</b></p> <p>There has been no contribution under these schemes for any of the 40 schools.</p> <p><b>(5) 14(35%) schools have received support under different schemes i.e.</b></p> <ul style="list-style-type: none"> <li>• SSA – 13 schools (Kitchen for 2 schools, utensils for 10 schools and Gas connection for 1 school)</li> <li>• Bhama Shah Yojana - Gas connection for 1 school</li> </ul>	
12.	<p><b><u>Infrastructure for MDM</u></b></p> <p><b>1. <u>Kitchen-cum-Store</u></b></p> <p>a) Is a pucca kitchen shed-cum-store:</p> <ol style="list-style-type: none"> <li>Constructed and in use</li> <li>Under which Scheme Kitchen-cum-store constructed MDM/SSA/Others.</li> <li>Constructed but not in use (Reasons for not using)</li> <li>Under construction</li> <li>Sanctioned, but construction not started</li> <li>Not sanctioned</li> </ol> <p>b) In case the pucca kitchen-cum-store is not available, where is the food being cooked and where the foodgrains other ingredients are being stored?</p> <p>c) Kitchen-cum-store in hygienic condition, properly ventilated and away from classrooms.</p> <p>d) Whether MDM is being cooked by using firewood or LPG based cooking?</p> <p>e) Whether on any day there was interruption due to non-availability of firewood or LPG?</p>	<p>School records, discussion with head teacher, teacher, VEC, Gram Panchayat members.</p>
	<p>1. Kitchen- cum-store</p> <ol style="list-style-type: none"> <li>Pucca kitchen exists in 36(90%) schools and it is being used in 31(out of 36) schools.</li> <li>Kitchen in 7(out of 36) schools constructed under MDM scheme, 14 under SSA, 12 under Panchayati Raj and 3 kitchen were constructed under other schemes.</li> </ol>	

- (iii) Kitchen in 5(out of 36) schools are not in use because in 1 case the roof of the kitchen is damaged, while in other two cases, there is no outlet for smoke and the roof is of Tin shed in 2 schools, thus prone to instances of stealing.
- (iv) There is no kitchen under construction in remaining 4 schools which do not have pucca kitchen.
- (v) Budget has been sanctioned for the construction of kitchen's in 3(out of 4) schools though construction work is yet to start.
- (vi) In 1 school, the budget for the construction of kitchen has not been sanctioned.
  - (a) (i) Food grains etc. are stored in school's room in 9 schools in the absence of a proper store facility.
  - (ii) Food is cooked in a room in 5 schools and in the open space in 3 schools. Varandah is used for this purpose in 1 school.
  - (b) The kitchen's location in 34(out of 36) schools is in keeping with the health and sanitation norms and are at a favourable distance from class rooms. These kitchens also have proper ventilation and outlet for smoke.
  - (c) In 16(out of 40) schools, fire wood is used for cooking while in 24 schools LPG cylinder is in use for cooking.
  - (d) There is no instance across 40 schools of MDM not been cooked owing to non-availability of fuel.

## **2. Kitchen Devices**

- i) Whether cooking utensils are available in the school?
- ii) Source of funding for cooking and serving utensils – Kitchen Devices fund/MME/Community contribution/others.
- iii) Whether eating plates etc. are available in the school?
- iv) Source of funding for eating plates MME/Community contribution/others?

- i) Cooking utensils are available in all the 40 schools.
  - Utensils are available in adequate number in 37(out of 40) schools.
- ii) The funds for purchasing kitchen devices have been made available from –
  - Kitchen device fund in 2 schools.
  - MME funds in 22 schools.
  - With SSA and community support in 16 schools.
- iii) Eating plates etc. are available in all the 40 schools.

	<p>iv) These items have been purchased under the funds from :-</p> <ul style="list-style-type: none"> <li>• MME fund - 11 schools</li> <li>• Community support - 3 schools</li> <li>• SSA Budget - 26 schools</li> </ul>
	<p><b>3. Availability of storage bins</b></p> <p>Whether storage bins are available for foodgrains? If yes, what is the source of their procurement?</p> <ul style="list-style-type: none"> <li>• Storage bins with cover are available in 28(70%) schools.</li> <li>• These items have been made available under SSA funds.</li> </ul>
	<p><b>4. Toilets in the school</b></p> <p>i) Is separate toilet for the boys and girls are available? Are toilets usable?</p> <p>i) Separate toilets for boys are available in 33(82.5%) schools. - For girls it is in 40(100%) schools.</p> <p>ii) Available toilets are usable only in 27(67.5%) schools.</p>
	<p><b>5. Source of potable water</b></p> <p>i) Is Tap water/tube well/hand pump/well/Jet pump available? Any other source</p> <p>(i) Water tap exists in 37(92.5%) schools. There is no potable water facility in the remaining 3 schools.</p> <p>(ii) In 1 school, children bring water from home and for remaining 2 schools water is brought by water tanker.</p>
	<p><b>6. Availability of fire extinguishers</b></p>
	<ul style="list-style-type: none"> <li>• Fire extinguisher is available in 33 (82.5%) schools.</li> </ul>

	<p><b>7. Availability of IT infrastructure</b></p> <p>a) Number of computers available in the school (if any).</p> <p>b) Availability of internet connection (if any).</p> <p>c) Using any IT/IT enabled services based solutions/services (like e-learning etc.) (if any)</p>	
	<p>a) Computer is available in 13 schools. The average number of computer per school is 3.</p> <p>b) Internet connection exists in only 1(out of 13) schools.</p> <p>c) The internet connection (in 1 school) is in use.</p>	
13.	<p><b>Safety &amp; Hygiene</b></p> <p>i. General Impression of the environment, Safety and hygiene.</p> <p>ii. Are children encouraged to wash hands before and after eating.</p> <p>iii. Do the children partake meals in an orderly manner?</p> <p>iv. Conservation of water?</p> <p>v. Is the cooking process and storage of fuel safe, not posing any fire hazard?</p>	Observation/ interaction
	<p>i. Safety and hygiene is at :</p> <ul style="list-style-type: none"> <li>- Good level in 15(37.5%) schools.</li> <li>- Ordinary in 25(62.5%) schools</li> </ul> <p>ii. Children are motivated to wash their hands before and after taking meals in 38(95%) schools.</p> <p>iii. Children maintain discipline while taking MDM in 37(97.5%) schools.</p> <p>iv. Children do have the habit of conserving water in 39(97.5%) schools.</p> <p>v. All the 40 schools are safe with regard to fire accident at the time of cooking and at the place of fuel storage.</p>	
14.	<p><b>Community Participation</b></p> <p>i) Extent of participation by Parents/VECs/Panchayats/Urban bodies in daily supervision, monitoring.</p> <p>ii) Is any roster of community members being maintained for supervision of the MDM?</p> <p>iii) Is there any social mechanism in the school?</p>	Discussion with head teacher, teacher, Parents, VEC, Gram Panchayat members

	<p>iv) Number of meetings of SMC held during the monitoring period.</p> <p>v) In how many of these meeting issues related to MDM were discussed?</p>	
	<p>i) The visits for supervising/monitoring MDM by SMC members/panchayat members etc. have been :</p> <ul style="list-style-type: none"> <li>- Monthly in 20 schools</li> <li>- Quarterly in 16 schools</li> <li>- Half yearly in 2 schools</li> <li>- Weekly in 2 schools</li> </ul> <p>ii) Roaster for such visits has not been prepared in 35 (87.5%) schools. Only 5 (12.5%) schools have done so.</p> <p>iii) There is no mechanism for social audit in 23 (57.5%) schools, though 17 (42.5%) schools do have this mechanism.</p> <p>iv) On an average SMCs have met 8 times during the preceding year.</p> <p>v) MDM was discussed at 5 meetings.</p>	
15.	<p><b><u>Inspection &amp; Supervision</u></b></p> <p>i) It there any inspection Register available at school level?</p> <p>ii) Whether school has received any funds under MME component?</p> <p>iii) Whether State/District/Block level officers/officials inspecting the MDM Schemes?</p> <p>iv) The frequency of such inspections?</p>	<p>School records, discussion with head teacher, teachers, VEC, Gram Panchayat members</p>
	<p>i) Register for comments by supervisors/monitors exists in 30 (75%) schools.</p> <p>ii) 30 (75%) schools have received funds under MME scheme.</p> <p>iii) According to all the 40 schools, there have been visits by state/district/block level officials for monitoring MDM.</p> <p>iv) The frequency (official's status wise) of visits are as under:</p> <ul style="list-style-type: none"> <li>• State level official paid 8 visit to 5 schools.</li> <li>• DEO/DPC/ADPC paid 49 visits to 31 schools.</li> </ul>	

	<ul style="list-style-type: none"> <li>• DIET officials' visit were 21 in 16 schools.</li> <li>• BEO/ABEO visited 38 schools on 100 occasions.</li> <li>• Collector/SDM came to 15 schools on 22 occasions.</li> <li>• People's representatives paid 33 visits to 12 schools.</li> </ul> <p>On such occasions, the visitors normally make good comment on MDM.</p>	
16.	<p><b><u>Impact of MDMS</u></b></p> <p>i) Has the mid day meal improved the enrollment, attendance of children in school?</p> <p>ii) Whether mid day meal has helped in improvement of the social harmony?</p> <p>iii) Whether mid day meal has helped in improvement of the nutritional status of the children?</p> <p>iv) Is there any other incidental benefit due to serving of meal in schools?</p>	<p>School records, discussion with head teacher, teachers, students, VEC, Gram Panchayat members.</p>
	<p>i) (a) Enrolment has gone up according to 16 (40%) schools.  (b) Attendance has improved according to 26 (65%) schools.  (c) Nutritional status of children has gone up according to the views of 36 (90%) schools.</p> <p>ii) MDM has definitely contributed in the realm of social equity according to all the 40 schools.</p> <p>iii) MDMS has contributed in improving the nutritional status of children according to 38 (95%) schools.</p> <p>iv) There are beneficial consequences of MDMS in terms of peer relationship, non-discriminatory habits and discipline habits among children.</p>	
17.	<p><b><u>Grievance Redressal Mechanism</u></b></p> <p>i) Is any grievance redressal mechanism in the district for MDMS?</p> <p>ii) Whether the district/block/school having any toll free number?</p>	<p>Observation/ interaction with teacher, children, community members.</p>
	<p>i) 36 (90%) schools are not aware about the existence of grievance redressal mechanism.</p> <p>ii) There is no redressal mechanism in existence at any level i.e. from district to school levels.</p>	

18. **General comment**

Though generally speaking MDM is a successful venture benefitting large number of students in terms of enrollment, health, attendance etc., there are some deficiencies in the quality of cooked food according to children in some schools. Prescribed menu is not adhered to and fruits are not served once a week as per norms. Supervision by the community members is poor and certain essential items like first aid box fire extinguishers, medical check up etc. are inadequately available in a number of schools. Effective steps are needed to further strengthen the system at different levels.





## District – PALI

S. N.	Indicators	Source of information
1.	<p><b><u>Availability of foodgrains</u></b></p> <p>i) Whether buffer stock of foodgrains for one month is available at the school?</p> <p>ii) Whether foodgrains is delivered in school in time by the lifting agency?</p> <p>iii) If lifting agency is not delivering the foodgrains at school how the foodgrains is transported upto school level?</p> <p>iv) Whether the foodgrains is of FAQ of Grade A quality?</p> <p>v) Whether food grains is released to school after adjusting the unspent balance of the previous months?</p>	<p>School level registers, MDM Registers, Head Teacher, School level MDM functionaries. SHG/implementing agency</p>
	<p>i) Buffer stock of foodgrains for one month is available in 34(87.2%) out of 39 schools, since MDMS does not exist in the Madarsa (Sojat City) included in the sample of 40 schools.</p> <p>ii) The contractor has been regular in supplying foodgrains in time to 35 (89.7%) schools.</p> <p>iii) In 2(out of 39) schools the head master makes arrangement of foodgrains, and in 1 schools foodgrains are obtained from other school. In 1 school, the foodgrain is obtained from farmers on loan.</p> <p>iv) In 38(97.4%) schools the foodgrains (supplied by the contractor) is of FAQ of Grade A.</p> <p>v) New supply of foodgrains has been made after taking the balance of the last month into account in all the 39 schools.</p>	
2.	<p><b><u>Timely release of funds for honorarium of cooks</u></b></p> <p>i) Whether State is releasing funds to District/block/school on regular basis in advance? If not,</p> <p>a) Period of delay in releasing funds by State to district.</p> <p>b) Period of delay in releasing funds by District to block/schools.</p> <p>c) Period of delay in releasing funds by block to schools.</p>	<p>Records/observation/ interaction with teachers and any other person</p>

	<p>ii) Any other observations.</p>	
	<p>i) 27(69.2%) schools have received funds from the State Government in advance. 12(30.8%) schools have not received it.</p> <p>ii) There has been delay of 2 to 4 months in receiving funds in advance by 12 schools.</p>	
3.	<p><b><u>Availability of Cooking Cost</u></b></p> <p>i) Whether school/implementing agency has been receiving cooking cost in advance regularly?</p> <p>ii) Period of delay, if any, in receipt of cooking cost.</p> <p>iii) In case of non receipt of cooking cost how the meal is served ?</p>	<p>School level registers, MDM Registers, Head Teacher, School level MDM functionaries, SHG/implementing agency</p>
	<p>i) Cooking cost has been received by 27(69.2%) schools in advance.</p> <p>ii) There has been 2 to 4 months delay in getting cooking cost at the level of 12(30.8%) schools.</p> <p>iii) In case of non receipt of cooking cost, Headmasters managed it by taking on loan from market.</p>	
4.	<p><b><u>Availability of Cook-cum-helpers</u></b></p> <p>i) Who engaged Cook-cum-helpers at schools (Department/SMC/VEC/PRI/Self Help Group/NGO/Contractor)?</p> <p>ii) If Cook-cum-helper is not engaged who cooks and serves the meal?</p> <p>iii) Is the number of cook-cum-helpers engaged in the school as per GOI norms or as per State norms?</p> <p>iv) Honorarium paid to cooks cum helpers.</p> <p>v) Mode of payment to cook-cum-helpers?</p> <p>vi) Are the remuneration paid to cook-cum-helpers regularly?</p> <p>vii) Social Composition of cook-cum-helpers (SC/ST/OBC/ Minority) ?</p> <p>viii) It there any training module for cook-cum-helpers</p> <p>ix) Whether training has been provided to cook-cum-helpers?</p> <p>x) In case the meal is prepared and transported by the Centralized kitchen/NGO, whether cook-cum-helpers have been engaged to</p>	<p>Observations and discussion with children teachers, parents, VEC members, Gram Panchayat members and cooks-cum-helpers</p>

serve the meal to the children at school level.

xi) Whether health check-up of cook-cum-helpers has been done?

i) Cooks/helpers have been arranged by the school management committee for 35(89.7%) schools and for 4(10.3%) schools, the arrangement for cooks and helpers has been made by placement agency.

ii) The question does not arise.

iii) The cooks/helpers have been engaged in all the 39 schools in accordance with the norms prescribed by Government of India.

iv) The honorarium for cooks and helpers is Rs.1000/- per month in schools, and in KGBVs the honorarium is Rs.5000/- for cook and Rs.4500/- for the helper.

v) The honorarium to cook/helper is paid in cash in 34(87.2%) schools and in 4(10.2%) schools the payment is made through cheque. In 1(2.6%) school it is done through e-transfer.

vi) Payment of honorarium to cooks/helpers is regular in 26(66.6%) schools, though in 13(33.3%) schools the payment is irregular.

vii) (a) The social category of cooks employed in schools is as under :-

- OBC - 31 (schools)
- SC - 3 (schools)
- ST - 1 (schools)
- Minority – 2 (schools)
- General – 2 (schools)

(b) Social category of helper is as follows :

- OBC – 26 (schools)
- SC - 3 (schools)
- ST - 1 (schools)
- Minority – 1 (schools)
- General – 3 (schools)

viii) Training module for cook/helper exists in 30(76.9%) schools, though it is not available in 9(23.1%) schools.

	ix) Cooks/helpers have been trained in 33(84.6%) schools. x) Cooks/helpers have not been medically examined in any of the 39 schools.	
5.	<b>Regularity in Serving Meal</b> Whether the school is serving hot cooked meal daily? If there was interruption, what was the extent and reasons for the same?	Students, Teachers & Parents, and MDM register
	<ul style="list-style-type: none"> <li>Hot cooked food is served everyday in all the 39 schools according to students, teachers and parents and as per MDM register.</li> </ul>	
6.	<b>Quality &amp; Quantity of Meal</b> Feedback from children on a) Quality of meal b) Quantity of meal c) Quantity of pulses used in the meal per child. d) Quantity of green leafy vegetables used in the meal per child. e) Whether double fortified salt is used? f) Acceptance of the meal amongst the children. g) Method/Standard gadgets/equipment for measuring the quantity of food to be cooked and served. {Please give reasons and suggestions to improve, if children were not happy}	Observations of Investigation during MDM service
	<p>i) The quality of meal is satisfactory in 28(71.8%) schools and very good in 11(28.2%) schools according to students.</p> <p>ii) The quantity of meal served under MDM is satisfactory in 30(76.9%) schools and very good in 9(23.1%) schools.</p> <p>iii) The quantity of pulses in the meal is satisfactory in 29(74.3%) schools and very good in 10(25.7%) schools.</p> <p>iv) Green leafy vegetables in meals is satisfactory in 31(79.5%) schools and very good in 8(20.5%) schools.</p> <p>v) Double fortified iodized salt is used in all the 39 schools.</p> <p>vi) Acceptance of MDM is 100% in all the 39 schools. children take meals with interest.</p>	

	<p>vii) Method of measuring the quantity of food to be cooked is simple. A pot is taken as a measuring gadget and is used as per practice in all the 39 schools.</p> <ul style="list-style-type: none"> <li>• Children have suggested that sweetened rice should be served once in a week.</li> </ul>	
7.	<p><b>Variety of Menu</b></p> <p>i) Who decides the menu?</p> <p>ii) Whether weekly menu is displayed at a prominent place noticeable to community?</p> <p>iii) Is the menu being followed uniformly?</p> <p>iv) Whether menu includes locally available ingredients?</p> <p>v) Whether menu provides required nutritional and calorific value per child?</p>	<p>Observations and discussion with children teachers, parents, VEC members, Gram Panchayat members and cooks. Obtain a copy of menu.</p>
	<p>i) Menu is decided by the State Government according to all the 39 schools.</p> <p>ii) Weekly menu is displayed on the notice board in 35(89.7%) schools.</p> <p>iii) Food is served in all the 39 schools as per weekly menu.</p> <p>iv) Locally available ingredients are used in cooking the meal in all the 39 schools.</p> <p>v) Required nutritional and caloric value has been provided in the meal in all the 39 schools.</p>	
8.	<p><b>Display of information under RTE Act, 2009</b></p> <p>i) Display of Information under Right of Education Act, 2009 at the school level at prominent place :</p> <p>a) Quantity and date of foodgrains received</p> <p>b) Balance quantity of foodgrains utilized during the month.</p> <p>c) Other ingredients purchased, utilized</p> <p>d) Number of children given MDM.</p> <p>e) Daily menu</p> <p>ii) Display of MDM logo at prominent place preferably outside wall of the school.</p>	<p>Observation/ interaction with teacher, children, community members.</p>
	<p>i) (a) The data and quantity of food grains received have not been displayed on the notice board in any of the 39 schools :-</p>	

(b) Balance quantity of food grains utilized during the month not displayed in any of the 39 schools.

(c ) No display on the notice board of other ingredients purchased and utilized in any of 39 schools.

(d) The number of children for whom meal is cooked not displayed in any of the 39 schools.

(e) Daily menu is displayed on the notice board in 33(86.6%) schools.

ii) MDM logo has not been displayed at the appropriate place in any of the 39 schools.

9. **Trends (Details of children availing MDM)**  
 Extent of variation (As per school records vis-à-vis Actual on the day of visit)

i. Enrollment

ii. No. of children attending the school on the day of visit.

iii. No. of children availing MDM as per MDM Register.

iv. No. of children actually availing MDM on the day of visit as per head count.

School level registers, MDM Registers Head Teachers, Schools level MDM functionaries/ Observation of the monitoring team.

S.No.	Description		
(i)	Enrollment	5432	
(ii)	Student attendance on the day of visit	3808	(70.1%)
(iii)	Children availing MDM as per MDM register	3555	(93.3%)
(iv)	No. of children actually laking MDM on the day of visit	3515	(98.9%)

- The attendance on the day of team’s visit was 70.1% out of the children present, 93.3% took meal as per MDM register, though on head count only 98.9% children out of those mentioned in MDM register were found taking meals. There is variation at all levels though marginal.

10. **Social Equity**  
 (i) What is the system of serving and seating arrangements for eating?

Observations / Probe/ interaction with the

	<p>(ii) Did you observe any gender or caste or community discrimination in cooking or serving or seating arrangements?</p> <p>(iii) The name of the school where discrimination found of any kind may be mentioned in the main body of the report along with date of visit.</p> <p>(iv) If any kind of social discrimination is found in the school, comments of the team may be given in the inspection register of the school.</p>	<p>children. Parents in community members.</p>									
	<p>i) Cooked food is served by the cook in 27(69.2%) schools; by the teacher in 5(12.8%) schools and by students in 12(30.7%) schools. There is often change of hands in some schools, and the number of those serving the meal varies accordingly.</p> <ul style="list-style-type: none"> <li>The seating arrangement for taking MDM is as under :-</li> </ul> <table border="1" data-bbox="436 835 1328 997"> <tr> <td>In school's rooms</td> <td>6 schools</td> <td>(15.4%)</td> </tr> <tr> <td>Varanda</td> <td>32 schools</td> <td>(82%)</td> </tr> <tr> <td>Open space</td> <td>1 school</td> <td>(2.5%)</td> </tr> </table> <p>ii) No discrimination of any kind and at any level noticed in any of the 39 schools.</p> <p>iii) Not Applicable</p> <p>iv) Not applicable</p>	In school's rooms	6 schools	(15.4%)	Varanda	32 schools	(82%)	Open space	1 school	(2.5%)	
In school's rooms	6 schools	(15.4%)									
Varanda	32 schools	(82%)									
Open space	1 school	(2.5%)									
<p>11.</p>	<p><b><u>Convergence of MDMS With Other Schemes</u></b></p> <ol style="list-style-type: none"> <li>Sarva Shiksha Abhiyan</li> <li>School Health Programme <ol style="list-style-type: none"> <li>Is there school Health Card maintained for each child?</li> <li>What is the frequency of health check up?</li> <li>Whether children are given micronutrients (Iron, folic acid, vitamin-A dosage) and de worming medicine periodically?</li> <li>Who administers these medicines and at what frequency?</li> <li>Whether height and weight record of the children is being indicated in the school health card.</li> <li>Whether any referral during the period of monitoring.</li> </ol> </li> </ol>	<p>Teachers, Students, School Record/School health card</p>									

	<p>vii) Instances of medical emergency during the period of monitoring.</p> <p>viii) Availability of the first aid medical kit in the schools.</p> <p>ix) Dental and eye check-up included in the screening.</p> <p>x) Distribution of spectacles to children suffering from refractive error.</p> <p>3. Drinking Water and Sanitation Programme</p> <p>i) Whether potable water is available for drinking purpose in convergence with Drinking Water and Sanitation Programme.</p> <p>4. MPLAD/MLA Scheme.</p> <p>5. Any Other Department/Scheme.</p>	
<p><b>(1) Support from SSA :</b></p> <ul style="list-style-type: none"> <li>• Gas connection for 10 schools.</li> <li>• Construction of kitchen for 8 schools.</li> <li>• Utensils for 17 schools.</li> <li>• Repair of kitchen in 1 school.</li> </ul> <p><b>(2) School Health Programme</b></p> <p>i) Health card for every child is not available in any of the 39 schools.</p> <ul style="list-style-type: none"> <li>• Health Register for all enrolled children is available in 37(94.9%) schools.</li> </ul> <p>ii) Health check up of students :</p> <ul style="list-style-type: none"> <li>• Annual in 33(84.6%) schools.</li> <li>• Half yearly in 2(5.1%) schools</li> <li>• Quarterly in 1(2.5%) school</li> <li>• Monthly in 1 (2.5%) school</li> </ul> <p>iii) Micro-nutrients and deworming medicine have been regularly administered in 34(87.2%) schools.</p> <p>iv) These medicines have been supplied by the Health Department according to 34(87.2%) schools.</p> <ul style="list-style-type: none"> <li>• These medicines are admitted annually as per the information given by 24(61.5%) schools, half yearly according to 7(17.9%) schools, quarterly as reported by 1(2.5%) school and monthly according to 2(5.1%) schools.</li> </ul>		



	<p>v) Children’s height and weight are recorded in the health register in 31(79.5%) schools, though it is not done in 8(20.5%) schools.</p> <p>vi) No situation of emergency occurred during the visit in any of the 39 schools.</p> <p>vii) No need of emergent medical attention was noticed in any of the 39 schools.</p> <p>viii) First Aid Box was available in 23(59%) schools. The absence of this significant medical support in 16 schools is indeed regrettable.</p> <p>ix) Eyes and teeth have been examined in 15(38.4%) schools.</p> <p>x) Spectacles have been provided to children with weak eye sight in 5(12.8%) schools.</p> <p><b>(3) Convergence with sanitation programme</b></p> <ul style="list-style-type: none"> <li>• Potable water is available for drinking and cooking in 35(87.5%) schools.</li> <li>• The potable water has been made available in convergence with drinking water and sanitation programme in 29(out of 35) schools.</li> </ul> <p><b>(4) Convergence with ML/MP LAD Scheme</b></p> <p>No support under this scheme was reported by any of the 39 schools.</p> <p><b>(5) Convergence with any other department/scheme</b></p> <ul style="list-style-type: none"> <li>• 13(out of 39) schools did receive support under various schemes like SSA, community cooperation, SBBJ Bank etc. for different items like construction of kitchen providing gas connection and MDM utensils.</li> </ul>	
12.	<p><b><u>Infrastructure for MDM</u></b></p> <p><b>1. <u>Kitchen-cum-Store</u></b></p> <p>a) Is a pucca kitchen shed-cum-store:</p> <p>i) Constructed and in use</p> <p>ii) Under which Scheme Kitchen-cum-store constructed MDM/ SSA/Others.</p> <p>iii) Constructed but not in use (Reasons for not using)</p> <p>iv) Under construction</p> <p>v) Sanctioned, but construction not started</p>	School records, discussion with head teacher, teacher, VEC, Gram Panchayat members.

<p>vi) Not sanctioned</p> <p>b) In case the pucca kitchen-cum-store is not available, where is the food being cooked and where the foodgrains other ingredients are being stored?</p> <p>c) Kitchen-cum-store in hygienic condition, properly ventilated and away from classrooms.</p> <p>d) Whether MDM is being cooked by using firewood or LPG based cooking?</p> <p>e) Whether on any day there was interruption due to non-availability of firewood or LPG?</p>	
<p>(a) (i) Pucca kitchen-cum-store constructed in 37(94.9%) schools.</p> <ul style="list-style-type: none"> <li>• Pucca kitchens are in use in 36(out of 37) schools.</li> </ul> <p>(ii) Pucca kitchens have been constructed in 24 schools under SSA; in 4 schools under MDM; in 7 schools by Panchyat Raj and in 2 schools with community support.</p> <p>(iii) In 2 schools, pucca kitchen are not being used due to their unfavourable location.</p> <p>(iv) No kitchen is under construction in any of the 39 schools.</p> <p>(v) There is no budgetary sanction for constructing new kitchen in 2 schools.</p> <p>(vi) There is no budgetary sanction as yet.</p> <p>(b) (i) In 2 schools (with no pucca kitchen) food items are kept in the room.</p> <ul style="list-style-type: none"> <li>• Meal is cooked in school's room in 1 school and in the open space in another school.</li> </ul> <p>(c) The pucca kitchen in 34 schools are located at a safe distance from classrooms and have proper outlet for smoke.</p> <p>(d) Fire wood is used for cooking in 17 schools, gas in 21 schools and coal in 1 school.</p> <p>(e) There is no instance of food not being cooked in any of the sampled schools for want of fuel.</p>	
<p><b>2. Kitchen Devices</b></p> <p>i) Whether cooking utensils are available in the school?</p>	

- ii) Source of funding for cooking and serving utensils – Kitchen Devices fund/MME/Community contribution/others.
- iii) Whether eating plates etc. are available in the school?
- iv) Source of funding for eating plates MME/Community contribution/others?

i) Utensils for cooking are available in all the 39 schools.

- Utensils are adequate in 36 schools.

ii) Funds have been made available for utensils from :

- Kitchen Device Fund - 3 schools
- MME Fund - 23 schools
- Community support - 2 schools
- SSA/Community support - 1 school

iii) Plate/Thali etc. are available in 38 schools

- These items have been made available under :-
  - MME budget - 15 schools
  - Community support - 4 schools
  - SSA/Community support - 20 schools

### **3. Availability of storage bins**

Whether storage bins are available for foodgrains? If yes, what is the source of their procurement?

i) Store bin with cover are available for storing food items in 31 out of 39 schools.

- These store bins have been made available with the support o SSA/community cooperation.

### **4. Toilets in the school**

i) Is separate toilet for the boys and girls are available?

ii) Are toilets usable?

i) Toilets for boys are available in 30(76.9%) schools.

ii) Toilets for girls exist in 38(97.4%) schools.

iii) Toilets are usable in 32(82.0%) schools.

	<p><b>5. Sources of drinking water in schools</b></p> <p>i) Is Tap water/tube well/hand pump/well/Jet pump available?</p> <p>ii) Any other source</p> <p>i) Potable water is available through water tap in 30(76.9%) schools, and there is tube well in 1 school. Hand-pump is the source of potable water in 2(5.1%) schools, while both tap and hand-pump are available in 1(2.5%) school. 5(12.8%) schools do not have this facility in the school campus.</p> <p>ii) In 4 school (without drinking water facility) water is obtained through tanker, while in 1 school, water is brought from public water tank.</p> <p><b>6. Availability of fire extinguishers</b></p> <ul style="list-style-type: none"> <li>• Fire extinguisher is available in 33(84.6%) schools.</li> </ul> <p><b>7. Availability of IT infrastructure</b></p> <p>a) Number of computers available in the school (if any).</p> <p>b) Availability of internet connection (if any).</p> <p>Using any IT/IT enabled services based solutions/services (like e-learning etc.) (if any)</p> <p>a) There are 51 computers in 19(out of 39) schools, the average being 7 computers per school.</p> <p>b) Internet connection is available in 4(out of 19) schools.</p> <p>c) Internet facility is being used only in 2(out of 4) schools.</p>	
13.	<p><b>Safety &amp; Hygiene</b></p> <p>i. General Impression of the environment, Safety and hygiene.</p> <p>ii. Are children encouraged to wash hands before and after eating.</p> <p>iii. Do the children partake meals in an orderly manner?</p> <p>iv. Conservation of water?</p> <p>v. Is the cooking process and storage of fuel safe, not posing any fire hazard?</p> <p>i. The environment and hygiene conditions in the context of MDM are good in 12(30.7%) schools, tolerable in 26(66.6%) schools and poor in 1(2.5%) school.</p>	Observation/ interaction

	<p>ii. Children are motivated to wash their hands before and after taking meal in all the 39 schools.</p> <p>iii. Children take meal in an orderly manner in 38(out of 39) schools.</p> <p>iv. Children do have habit of conserving water in 38(out of 39) schools.</p> <p>v. There is no possibility of fire owing to the storage of fuel or at the time of cooking in any of the 39 schools.</p>	
14.	<p><b><u>Community Participation</u></b></p> <p>i) Extent of participation by Parents/VECs/Panchayats/Urban bodies in daily supervision, monitoring.</p> <p>ii) Is any roster of community members being maintained for supervision of the MDM?</p> <p>iii) Is there any social mechanism in the school?</p> <p>iv) Number of meetings of SMC held during the monitoring period.</p> <p>v) In how many of these meeting issues related to MDM were discussed?</p>	<p>Discussion with head teacher, teacher, Parents, VEC, Gram Panchayat members</p>
	<p>i) The parents/SMC members/PR representatives etc. visit schools for having a look at MDM activities. These visits are :</p> <ul style="list-style-type: none"> <li>• Monthly in 20 (51.3%) schools.</li> <li>• Quarterly in 15 (38.4%) schools.</li> <li>• Half-yearly in 2 (5.1%) schools.</li> <li>• Never in 2 (5.1%) school.</li> </ul> <p>ii) There is no roaster for the visits of community members in 34(87.2%) schools. 5(12.8%) schools do have roaster system for such visits.</p> <p>iii) 32(82.1%) schools have made no arrangement for social audit of MDMS. Such an arrangement however, exists in 7(17.9%) schools.</p> <p>iv) In the preceding years, there were average 8 SMC meetings in a school.</p> <p>v) MDM was the topic of discussions in 3 SMC meetings per school.</p>	
15.	<p><b><u>Inspection &amp; Supervision</u></b></p> <p>i) Is there any inspection Register available at school level?</p>	<p>School records, discussion with head</p>

	<p>ii) Whether school has received any funds under MME component?</p> <p>iii) Whether State/District/Block level officers/officials inspecting the MDM Schemes?</p> <p>iv) The frequency of such inspections?</p>	<p>teacher, teachers, VEC, Gram Panchayat members</p>
	<p>i) 24(61.5%) schools have kept a register for comments and observations with regard to MDMs. There is no such facility in 15(38.4%) schools.</p> <p>ii) According to 26(66.6%) schools budgetary provisions have been made for MME.</p> <p>iii) MDMS has been observed by state/district/block level officials according to the 39 schools.</p> <p>iv) The number of visits by these officials are as under :-</p> <ul style="list-style-type: none"> <li>• State level officials - 7 visits in 4 schools</li> <li>• DEO/DPC/ADPC - 52 visits in 30 schools</li> <li>• DIET officials - 36 visits in 11 schools</li> <li>• BEO/ABEO - 69 visits in 25 schools</li> <li>• Collector/SDM - 14 visits in 7 schools</li> <li>• P.R. Representatives - 28 visits in 10 schools</li> </ul> <p>On their visits, these officials have invariably made appreciable comments on the quality of as well as arrangement for the MDM in schools. In rare cases, however, the officials only put their signatures without making any comments.</p>	
<p>16.</p>	<p><b><u>Impact of MDM scheme</u></b></p> <p>i) Has the mid day meal improved the enrollment, attendance of children in school?</p> <p>ii) Whether mid day meal has helped in improvement of the social harmony?</p> <p>iii) Whether mid day meal has helped in improvement of the nutritional status of the children?</p>	<p>School records, discussion with head teacher, teachers, students, VEC, Gram Panchayat members.</p>
	<p>i) There is no impact on enrollment according to 30(76.9%) schools. Only 9(out of 39) schools have stated that there has been positive impact on enrollment.</p>	

	<ul style="list-style-type: none"> <li>• Attendance has improved owing to MDM according to 25(64.1%) schools.</li> <li>• There is definite positive impact on the health of children according to 32(82.1%) schools. The children do get nutritional food through MDM.</li> </ul> <p>ii) There is tremendous improvement in terms of social harmony through MDM as per the views of all the 39 schools.</p> <p>iii) MDM has contributed in improving nutritional status of the children according to 31(79.5%) schools.</p> <p>iv) Incidentally, the MDM has contributed in inculcating hygienic concerns among the children, improving discipline and in the manner of taking food.</p>	
17.	<p><b><u>Grievance Redressal Mechanism</u></b></p> <p>i) Is any grievance redressal mechanism in the district for MDMS?</p> <p>ii) Whether the district/block/school having any toll free number?</p>	<p>Observation/ interaction with teacher, children, community members.</p>
18.	<p><b>General comment</b></p> <ul style="list-style-type: none"> <li>• Food is cooked with adequate quality and quantity levels in most of the schools. There are however, some inadequacies observed in relation to toilets and potable water. The community participation in the management and supervision of MDM is poor and the role of SMCs in this context is lackluster. There is enough scope for further improvement in order to make MDM a more productive scheme in the realm of elementary education in terms of enrollment, attendance and retention.</li> </ul>	



## District - AJMER

S. N.	Indicators	Source of information
1.	<p><b><u>Availability of foodgrains</u></b></p> <p>i) Whether buffer stock of foodgrains for one month is available at the school?</p> <p>ii) Whether foodgrains is delivered in school in time by the lifting agency?</p> <p>iii) If lifting agency is not delivering the foodgrains at school how the foodgrains is transported upto school level?</p> <p>iv) Whether the foodgrains is of FAQ of Grade A quality?</p> <p>v) Whether food grains is released to school after adjusting the unspent balance of the previous months?</p>	<p>School level registers, MDM Registers, Head Teacher, School level MDM functionaries. SHG/implementing agency</p>
	<p>i) Foodgrains required for one month as buffer stock is available in 37(92.5%) schools.</p> <p>ii) Foodgrains for one month's buffer stock has not been supplied by the contractor in 3(7.5%) schools.</p> <p>iii) In case of non-supply of foodgrains, the Head Master of 3 school makes arrangement at his own level.</p> <p>iv) The quality of foodgrains is of FAQ Grade-A in all the 40 schools.</p> <p>v) The new supply of foodgrains is made after taking into account the balance of foodgrains still available in schools according to all the 40 schools.</p>	
2.	<p><b><u>Timely release of funds for honorarium of cooks</u></b></p> <p>i) Whether State is releasing funds to District/block/school on regular basis in advance? If not,</p> <p>d) Period of delay in releasing funds by State to district.</p> <p>e) Period of delay in releasing funds by District to block/schools.</p> <p>f) Period of delay in releasing funds by block to schools.</p> <p>ii) Any other observations.</p>	<p>Records/observation/ interaction with teachers and any other person</p>



	<ul style="list-style-type: none"> <li>i) 38(95%) schools hve received funds from the Stte Government in time.</li> <li>ii) There has been 2-3 months delay in receiving funds in advance according to 2(5%) schools.</li> </ul>	
3.	<p><b>Availability of Cooking Cost</b></p> <ul style="list-style-type: none"> <li>i) Whether school/implementing agency has receiving cooking cost in advance regularly?</li> <li>ii) Period of delay, if any, in receipt of cooking cost.</li> <li>iii) In case of non receipt of cooking cost how the meal is served?</li> </ul>	<p>School level registers, MDM Registers, Head Teacher, School level MDM functionaries, SHG /implementing agency</p>
	<ul style="list-style-type: none"> <li>i) Cooking cost in advance has been received by 38(95%) schools.</li> <li>ii) The delay in the release of cooking cost has been 2 to 3 months in the case 2(5%) schools.</li> <li>iii) Not applicable.</li> </ul>	
4.	<p><b>Availability of Cook-cum-helpers</b></p> <ul style="list-style-type: none"> <li>i) Who engaged Cook-cum-helpers at schools (Department/SMC/VEC/PRI/Self Help Group/NGO/Contractor)?</li> <li>ii) If Cook-cum-helper is not engaged who cooks and serves the meal?</li> <li>iii) Is the number of cook-cum-helpers engaged in the school as per GOI norms or as per State norms?</li> <li>iv) Honorarium paid to cooks cum helpers.</li> <li>v) Mode of payment to cook-cum-helpers?</li> <li>vi) Are the remuneration paid to cook-cum-helpers regularly?</li> <li>vii) Social Composition of cook-cum-helpers (SC/ST/OBC/ Minority) ?</li> <li>viii)Is there any training module for cook-cum-helpers</li> <li>ix) Whether training has been provided to cook-cum-helpers?</li> <li>x) In case the meal is prepared and transported by the Centralized kitchen/NGO, whether cook-cum-helpers have been engaged to serve the meal to the children at school level.</li> <li>xi) Whether health check-up of cook-cum-helpers has been done?</li> </ul>	<p>Observations and discussion with children teachers, parents, VEC members, Gram Panchayat members and cooks-cum-helpers</p>

- i) In the case of 37(92.5%) schools, cooks/helpers have been arranged by SMCs. For the remaining 3(7.5%) schools the arrangement has been made by placement agency (NGOs)
- ii) Not applicable.
- iii) Number of cooks/helpers have been selected for all the 40 schools as per guidelines prescribed by the Government of India.
- iv) The honorarium for cooks/helpers is Rs.1000/- for 37(92.5%) schools. For remaining 3(7.5%) schools (KGBVs) the honorarium for cook is Rs.5000/- p.m. and for helper it is Rs.4600/- per month.
- v) The honorarium in 36(90%) schools is paid in cash, while in 2(5%) schools the payment is made by cheque. In remaining 2(5%) schools the honorarium is paid by e-transfer.
- vi) The honorarium in 36(90%) schools is paid to cook/helper in time regularly, while in the case of 4(10%) schools it is not so.
- vii) (a) The social category of cook in schools is as under :-
- OBC in 27(67.5%) schools.
  - SC in 5(12.5%) schools
  - ST in 2(5%) schools
  - Minority in 2(5%) schools
  - General in 4(10%) schools
- (b) Social category of helper is as follows (in 37 schools) :
- OBC in 22(55%) schools
  - SC in 5(12.5%) schools
  - ST in 3(7.5%) schools
  - Minority in 2(5%) schools
  - General in 5(12.5%) schools
- viii) There is training module for cooks/helpers according to all the 40 schools.
- ix) Cooks/helpers have received training in 33(82.5%) schools.
- x) Not Applicable

	xi) Cooks/helpers in only 4(10%) schools have undergone health check up. 36(90%) have not made medical check up of cooks/helpers.	
5.	<p><b>Regularity in Serving Meal</b></p> <p>Whether the school is serving hot cooked meal daily? If there was interruption, what was the extent and reasons for the same?</p> <ul style="list-style-type: none"> <li>Hot cooked food is served every day in all the 40 schools according to students, teachers and parents and also as per MDM register.</li> </ul>	Students, Teachers & Parents, and MDM register
6.	<p><b>Quality &amp; Quantity of Meal</b></p> <p>Feedback from children on</p> <ol style="list-style-type: none"> <li>Quality of meal</li> <li>Quantity of meal</li> <li>Quantity of pulses used in the meal per child.</li> <li>Quantity of green leafy vegetables used in the meal per child.</li> <li>Whether double fortified salt is used?</li> <li>Acceptance of the meal amongst the children.</li> <li>Method/Standard gadgets/equipment for measuring the quantity of food to be cooked and served.</li> </ol> <p>{Please give reasons and suggestions to improve, if children were not happy}</p>	Observations of Investigation during MDM service
	<p>(i) The quality of MDM :</p> <ul style="list-style-type: none"> <li>Satisfactory according to 32(80%) schools.</li> <li>Very good as per 8(20%) schools</li> </ul> <p>(ii) The quantity of meal per child :</p> <ul style="list-style-type: none"> <li>Satisfactory in 31(77.5%) schools</li> <li>Unsatisfactory in 1(2.5%) schools</li> <li>Very good in 8(20%) schools</li> </ul> <p>(iii) The quantity of pulses per child :</p> <ul style="list-style-type: none"> <li>Satisfactory in 31(77.5%) schools</li> <li>Unsatisfactory in 1(2.5%) schools</li> </ul>	

	<ul style="list-style-type: none"> <li>- Very good in 8(20%) schools</li> </ul> <p>(iv) Quality of green leafy vegetables used in meal per child is</p> <ul style="list-style-type: none"> <li>- Satisfactory in 32(80%) schools</li> <li>- Unsatisfactory in 1(2.5%) schools</li> <li>- Very good in 7(17.5%) schools</li> </ul> <p>(v) Fortified iodized salt is used in all the 40 schools.</p> <p>(vi) All children in all the 40 school enjoy MDM.</p> <p>(vii) Balance for measuring quantity of food grains is used in 15(37.5%) schools, while in 25(62.5%) schools, general estimate method (using some utensil) is used for the measurement of quantity of foodgrains etc.</p> <ul style="list-style-type: none"> <li>- Though children take meal with interest and there is general acceptability of MDM among children, there is an element of anguish among them when the quantity of meal happens to be less or whenever there is delay in serving cooked food. In some UPS, food is cooked at around 10 a.m. and served at 3 p.m. (in the second shift).</li> <li>- There is a demand for increasing the quantity of wheat/rice from 100 grms. to 200 grms. The meal should be cooked in keeping with the timings of the second shift in some schools.</li> </ul>	
7.	<p><b><u>Variety of Menu</u></b></p> <ul style="list-style-type: none"> <li>i) Who decides the menu?</li> <li>ii) Whether weekly menu is displayed at a prominent place noticeable to community?</li> <li>iii) Is the menu being followed uniformly?</li> <li>iv) Whether menu includes locally available ingredients?</li> <li>v) Whether menu provides required nutritional and calorific value per child?</li> </ul>	<p>Observations and discussion with children teachers, parents, VEC members, Gram Panchayat members and cooks. Obtain a copy of menu.</p>
	<ul style="list-style-type: none"> <li>i) The menu is decided by the state Government as per the statement of all the 40 schools.</li> <li>ii) The weekly menu is displayed for information on the school notice board in 28(70%) schools.</li> <li>iii) The MDM is cooked in all the 40 schools as prescribed in the weekly menu.</li> <li>iv) Menu includes locally available ingredients in all the 40 schools.</li> </ul>	

	v) According to 39 (97.5%) schools, the MDM includes required nutritional and caloric value per child.	
8.	<p><b>Display of information under RTE Act, 2009</b></p> <p>i) Display of Information under Right of Education Act, 2009 at the school level at prominent place</p> <p>a) Quantity and date of foodgrains received</p> <p>b) Balance quantity of foodgrains utilized during the month.</p> <p>c) Other ingredients purchased, utilized</p> <p>d) Number of children given MDM.</p> <p>e) Daily menu</p> <p>ii) Display of MDM logo at prominent place preferably outside wall of the school.</p>	Observation/ interaction with teacher, children, community members.
	<p>i) The necessary information as per the RTE Act, 2009 to be displayed as per different items : Quantity and date of foodgrains received, the balance of food grains left after utilization in a month, the quantity of other food ingredients purchased and used are not displayed in any of the 40 schools at appropriate place.</p> <p>(d) The number of children for whom the meal is cooked displayed in 2(5%) schools.</p> <p>(e) Daily menu is displayed in 28(70%) schools.</p> <p>ii) MDM logo has not been displayed at appropriate place in any of the 40 schools.</p>	
9.	<p><b><u>Trends (Details of children availing MDM)</u></b></p> <p>Extent of variation (As per school records vis-à-vis Actual on the day of visit)</p> <p>i) Enrollment</p> <p>ii) No. of children attending the school on the day of visit.</p> <p>iii) No. of children availing MDM as per MDM Register.</p> <p>iv) No. of children actually availing MDM on the day of visit as per head count.</p>	School level registers, MDM Registers Head Teachers, Schools level MDM functionaries/ Observation of the monitoring team.

	<p>Details about the number of children taking meal on the day of team’s visit :</p> <ul style="list-style-type: none"> <li>(i) Total enrollment as per school register = 5078</li> <li>(ii) Attendance on the day of team’s visit = 3729 (73.4%)</li> <li>(iii) Number of children availing MDM as per MDM register = 3694(72.7%)</li> <li>(iv) Number of children (head count) on the day of team’s visit, taking MDM = 3691(72.8%)</li> </ul> <p>The attendance on the day of team’s visit was 73.4% out of the total enrollment of children (5078). Out of those present, 99% were reported to have been availing MDM as per MDM register. In fact 99.9% of children as shown in the MDM register were actually taking meal on the day of team’s visit. The variation in the number of children as shown in the MDM register and on head count of those actually taking meal was miniscule.</p>	
10.	<p><b>Social Equity</b></p> <ul style="list-style-type: none"> <li>(i) What is the system of serving and seating arrangements for eating?</li> <li>(ii) Did you observe any gender or caste or community discrimination in cooking or serving or seating arrangements?</li> <li>(iii) The name of the school where discrimination found of any kind may be mentioned in the main body of the report along with date of visit.</li> <li>(iv) If any kind of social discrimination is found in the school, comments of the team may be given in the inspection register of the school.</li> </ul>	<p>Observations / Probe/ interaction with the children. Parents in community members.</p>
	<ul style="list-style-type: none"> <li>i) (a) The MDM is served to the children by cook in 22(55%) schools, while it is served by children themselves in 16(40%) schools. The teacher and helper do the job in 1 school each.</li> <li>(b) The seating arrangement for taking MDM is made in Varanda in 35(87.5%) schools, in classroom in 4(10%) school and in 1(2.5%) school, open space is used for this purpose.</li> <li>ii) No discrimination of any kind and at any level was noticed in the realm of MDM in any of the 40 schools.</li> <li>iii) NA</li> <li>iv) NA</li> </ul>	

<p>11.</p>	<p><b><u>Convergence of MDMS With Other Schemes</u></b></p> <ol style="list-style-type: none"> <li>1. Sarva Shiksha Abhiyan</li> <li>2. School Health Programme <ol style="list-style-type: none"> <li>i) Is there school Health Card maintained for each child?</li> <li>ii) What is the frequency of health check up?</li> <li>iii) Whether children are given micronutrients (Iron, folic acid, vitamin-A dosage) and de worming medicine periodically?</li> <li>iv) Who administers these medicines and at what frequency?</li> <li>v) Whether height and weight record of the children is being indicated in the school health card.</li> <li>vi) Whether any referral during the period of monitoring.</li> <li>vii) Instances of medical emergency during the period of monitoring.</li> <li>viii) Availability of the first aid medical kit in the schools.</li> <li>ix) Dental and eye check-up included in the screening.</li> <li>x) Distribution of spectacles to children suffering from refractive error.</li> </ol> </li> <li>3. Drinking Water and Sanitation Programme <ol style="list-style-type: none"> <li>i) Whether potable water is available for drinking purpose in convergence with Drinking Water and Sanitation Programme.</li> </ol> </li> <li>4. MPLAD/MLA Scheme.</li> <li>5. Any Other Department/Scheme.</li> </ol>	<p>Teachers, Students, School Record/School health card</p>
<p><b>(1) Cooperation from SSA is available for :</b></p> <ul style="list-style-type: none"> <li>• Purchase of utensils = 16(40%)</li> <li>• Gas connection = 4(10%)</li> <li>• Tin Shed = 2(5%) schools</li> <li>• Kitchen = 2(5%) schools</li> </ul> <p>Thus 26 schools have been benefitted through cooperation received from the SSA.</p>		

## **(2) School Health Programme:**

- i) None of the 40 schools have health card for every child.
  - All the 40 schools do have health register.
- ii) The health check up is :
  - Annual in 33(82.5%) schools
  - Monthly in 7(17.5%) schools
- iii) Micro nutrients and de-worming medicine have been administered in all the 40 schools
- iv) Health Department provides these medicines to all the 40 schools.
  - These medicines are administered :
    - Annually in 29(72.5%) schools
    - Half yearly in 6(15%) schools
    - Quarterly in 2(5%) schools
    - Monthly in 3(7.5%) schools
- v) Children's height and weight are noted in the health register in 37(92.5%) schools.
- vi) There was no case of any child being referred to hospital for treatment in any of the 40 schools during team's visit.
- vii) There was no instance of emergency for medical treatment in any of the 40 schools during the team's visit.
- viii) First Aid box is available in 25(62.5%) schools. Medicines in the First Aid Box available in 4(10%) schools were outdated. There is no First Aid Box in 11(27.5%) schools.
- ix) Eyes and Teeth have been examined during medical check up in 22(55%) schools.
- x) Children with weak eye sight have been given spectacles in 4(10%) schools.
  - (b) These medicines distributed monthly in 7(17.5%), quarterly in 1(2.5%), half yearly in 6(15%) and annually in 24(60%) schools.

## **(3) Drinking water and sanitation programme:**

- i) Potable water for cooking and drinking is available in 39(97.5%) schools.
- ii) Potable water has been made available in 31(77.5%) schools under Drinking Water and Sanitation Programme.



	<p><b>(4) MLA/MP LAD scheme:</b></p> <ul style="list-style-type: none"> <li>• None of the 40 schools have received support under this scheme.</li> </ul> <p><b>(5) Convergence with any other scheme:</b></p> <ul style="list-style-type: none"> <li>• 11 schools (out of 40 ) have received support for MDM from other schemes as under :- <ul style="list-style-type: none"> <li>- SSA : 9 Schools</li> <li>- Panchayat Raj : 2 schools</li> </ul> </li> <li>• The support has been for the purchase of utensils (9schools) and for the construction of kitchen (2 schools).</li> </ul>	
12.	<p><b><u>Infrastructure for MDM</u></b></p> <p><b>1. <u>Kitchen-cum-Store</u></b></p> <p>a) Is a pucca kitchen shed-cum-store:</p> <ol style="list-style-type: none"> <li>Constructed and in use</li> <li>Under which Scheme Kitchen-cum-store constructed MDM/ SSA/Others.</li> <li>Constructed but not in use (Reasons for not using)</li> <li>Under construction</li> <li>Sanctioned, but construction not started</li> <li>Not sanctioned</li> </ol> <p>b) In case the pucca kitchen-cum-store is not available, where is the food being cooked and where the foodgrains other ingredients are being stored?</p> <p>c) Kitchen-cum-store in hygienic condition, properly ventilated and away from classrooms.</p> <p>d) Whether MDM is being cooked by using firewood or LPG based cooking?</p> <p>e) Whether on any day there was interruption due to non-availability of firewood or LPG?</p>	<p>School records, discussion with head teacher, teacher, VEC, Gram Panchayat members.</p>

- (a) (i) Pucca kitchen exists in 24(60%) schools, and used in all of them.
- (ii) The kitchen in 12(out of 24) schools has been constructed under Panchyati Raj, in 8 schools under SSA scheme, under MDMS in 3 schools and in 1 school under some other scheme.
- (iii) Not applicable
- (iv) Kitchen is under construction in 1 school.
- (v) Budget has been sanctioned for construction of kitchen in 2 schools.
- (vi) Kitchen has not been sanctioned for the remaining 13 schools.
- (b) (i) The food material is kept in the school's room in 16 schools which do not have pucca kitchen cum store.
- (ii) Meal is cooked in the room in 5(out of 16) schools, in open space in 4 schools and at other nearby places in 7 schools (such as nearby PS and Varanda or under the tin shed, old abandoned room and old water facility (pian).
- (c) The cooking facility exists at a safe distance from classrooms and with proper smoke outlet in 32(80%) schools, keeping in view the possibility of health hazard.
- (d) Fire wood is used as fuel for cooking in 15 schools and LPG in 11 schools. In 13 schools both LPG and fire wood is used, while in 1 school kerosene and firewood are used for cooking.
- (e) There is no instance of school going without MDM for want of fuel for cooking across all the 40 schools.

**2. Kitchen Devices**

- i) Whether cooking utensils are available in the school?
- ii) Source of funding for cooking and serving utensils – Kitchen Devices fund/MME/Community contribution/others.
- iii) Whether eating plates etc. are available in the school?
- iv) Source of funding for eating plates MME/Community contribution/others?

- i) All the 40 schools have cooking utensils, though adequate only in 36 schools.
- ii) These utensils have been obtained under :
  - Kitchen device fund : 2 schools
  - MME Fund : 24 schools
  - Community support : 2 schools
  - SFG fund : 12 schools

	<p>iii) &amp; iv) Plates and thalis are available in 38(95%) schools. These have been obtained under :-</p> <ul style="list-style-type: none"> <li>- MME : 13 schools</li> <li>- SFG (Bhamashah) : 24 schools</li> <li>- Community support : 1 school</li> </ul>
	<p><b>3. Availability of storage bins</b></p> <p>Whether storage bins are available for foodgrains? If yes, what is the source of their procurement?</p> <ul style="list-style-type: none"> <li>• Storage tins with cover are available in 31(77.5%) schools.</li> <li>• These items have been obtained under : <ul style="list-style-type: none"> <li>- Community support : 4 schools</li> <li>- SFG : 14 schools</li> <li>- Development fund : 1 school</li> <li>- MDM fund : 9 schools</li> <li>- Through HM : 3 schools</li> </ul> </li> </ul>
	<p><b>4. Toilets in the school</b></p> <p>i) Is separate toilet for the boys and girls are available?</p> <p>ii) Are toilets usable?</p> <p>i) Toilets for boys exist in 30 schools</p> <ul style="list-style-type: none"> <li>• Toilets for girls exist in 38 schools</li> </ul> <p>ii) Toilets are usable in 32 schools</p> <p><b>5. Availability of potable water</b></p> <p>i) Is Tap water/tube well/hand pump/well/Jet pump available?</p> <p>ii) Any other source</p> <p>i) Potable water is available through tap in 25 schools, tube well in 4 schools and hand pump in 8 schools.</p> <p>ii) Potable water in 3 schools is obtained from students home/public water facility.</p> <p><b>6. Availability of fire extinguishers</b></p> <p>Fire extinguisher is available in 35(87.5%) schools.</p>

	<p><b>7. Availability of IT infrastructure</b></p> <p>a) Number of computers available in the school (if any).</p> <p>b) Availability of internet connection (if any).</p> <p>Using any IT/IT enabled services based solutions/services (like e-learning etc.) (if any)</p>	
	<p>a) 35 computers are available in 16 schools.</p> <p>b) Internet connection exists in 2 schools</p> <p>c) Internet connection is used in 2 schools.</p>	
13.	<p><b>Safety &amp; Hygiene</b></p> <p>i. General Impression of the environment, Safety and hygiene.</p> <p>ii. Are children encouraged to wash hands before and after eating.</p> <p>iii. Do the children partake meals in an orderly manner?</p> <p>iv. Conservation of water?</p> <p>v. Is the cooking process and storage of fuel safe, not posing any fire hazard?</p>	Observation/ interaction
	<p>i. The safety and hygienic environment for MDM is good in 15 schools, ordinary in 24 schools and poor in 1 school.</p> <p>ii. The students are motivated to wash their hands before and after taking meal in 38(out of 40) schools.</p> <p>iii. Students take meal in a disciplined manner in 39 schools.</p> <p>iv. Students have developed the habit of conserving water in all the 40 schools.</p> <p>v. There is no possibility of fire hazard with regard to storage of food items and cooking in 35(87.5%) schools.</p>	
14.	<p><b>Community Participation</b></p> <p>i) Extent of participation by Parents/VECs/Panchayats/Urban bodies in daily supervision, monitoring.</p> <p>ii) Is any roster of community members being maintained for supervision of the MDM?</p>	Discussion with head teacher, teacher, Parents, VEC, Gram Panchayat members

	<p>iii) Is there any social mechanism in the school?</p> <p>iv) Number of meetings of SMC held during the monitoring period.</p> <p>v) In how many of these meeting issues related to MDM were discussed?</p>	
	<p>i) The community representatives visit MDM in intervals of :</p> <ul style="list-style-type: none"> <li>• Monthly in 25 schools</li> <li>• Weekly in 3 schools</li> <li>• Quarterly in 12 schools.</li> </ul> <p>ii) Roaster for rotatory visit by these representatives exist in only 4 schools.</p> <p>iii) There is no mechanism for social audit of MDM in 29 schools, though this does exist in 11 schools.</p> <p>iv) There have been 355 SMC meetings (9 per school) across 40 schools.</p> <p>v) MDM has been discussed in 175 (4 per school) such meeting.</p>	
15.	<p><b><u>Inspection &amp; Supervision</u></b></p> <p>i) It there any inspection Register available at school level?</p> <p>ii) Whether school has received any funds under MME component?</p> <p>iii) Whether State/District/Block level officers/officials inspecting the MDM Schemes?</p> <p>iv) The frequency of such inspections?</p>	<p>School records, discussion with head teacher, teachers, VEC, Gram Panchayat members</p>
	<p>i) Register for comments/observation with regard to MDM exists in 28 schools.</p> <p>ii) Budget for MDM under MME has been sanctioned for 28 schools.</p> <p>iii) State /districts/block officials have visited all the 40 schools to observe MDM as per details given below :</p> <p>iv) - State level official : 4 visits to 4 schools</p> <ul style="list-style-type: none"> <li>- DEO/DPC/ADPC : 67 visits to 31 schools</li> <li>- DIET official : 6 visits to 6 schools</li> <li>- BEO/ABEO : 123 visits to 34 schools</li> <li>- Collector/SDM : 8 visits to 7 schools</li> <li>- Public representatives : 75 visits to 18 schools.</li> </ul>	

16.	<p><b><u>Impact</u></b></p> <p>i) Has the mid day meal improved the enrollment, attendance of children in school?</p> <p>ii) Whether mid day meal has helped in improvement of the social harmony?</p> <p>iii) Whether mid day meal has helped in improvement of the nutritional status of the children?</p>	School records, discussion with head teacher, teachers, students, VEC, Gram Panchayat members.
	<p>i) On enrollment :</p> <ul style="list-style-type: none"> <li>- Yes according to 17 schools</li> <li>- No according to 23 schools</li> <li>• The number of out of school children has decreased considerably.</li> </ul> <p>2. On attendance :</p> <ul style="list-style-type: none"> <li>- Yes as per the view of 27 schools.</li> <li>- No according to 13 schools</li> <li>• The attendance of children of deprived sections has gone up.</li> </ul> <p>3. On health :</p> <ul style="list-style-type: none"> <li>- Yes as per the views of 32 schools.</li> <li>- No according to 8 schools</li> <li>- Children have been getting nutritional food under MDM.</li> </ul> <p>ii) Social equity has increased owing to MDM according to 35 schools.</p> <p>iii) The children's nutritional level has gone up owing to MDM according to 32 schools.</p> <p>Consciousness with regard to hygiene has increased and there is better intra-student interaction because of MDM.</p>	
17.	<p><b><u>Grievance Redressal Mechanism</u></b></p> <p>i) Is any grievance redressal mechanism in the district for MDMS?</p> <p>ii) Whether the district/block/school having any toll free number?</p> <p>i) Grievance Redressal Mechanism does not exist according to 35 schools. Only 5 schools gave affirmative response on this matter.</p>	Observation/ interaction with teacher, children, community members.

	ii) There is no toll free telephonic facility for the exchange of problem related information either at district, block or school level according to all the 40 schools.
18.	<b><u>General comment</u></b> <ul style="list-style-type: none"><li>• MDM is indeed a successful venture particularly in improving health of children. The quality of MDM of course needs improvement. Adherence to prescribed menu and its proper display have to be a normal practice in all the schools. Community supervision is weak and involvement of SMCs is inadequate. Transparent implementation of the scheme with community's involvement is absolutely necessary. The MDM register in schools must be an honest document reflecting actual state of children's participation.</li></ul>



## Annexure-I

### List of Schools with discrepancies regarding MDM Programme

#### District – Jalore

Item No.	Details of Discrepancy	S.No.	School Name
1 (i)	Buffer Stock of food grains of one month's requirement is not maintained in Schools	1.	PS Sanphada (Sayla)
1 (ii)	Food grains not delivered at school level by lifting agency.	1.	PS Sanphada (Sayla)
		2.	PS Otwala (Sayla)
1 (iv)	Quality of food grains received by schools was not satisfactory	1.	UPS Rebariyo ki Dhani Bala (Ahore)
		2.	UPS No. 2 Ahore (Ahore)
12.1. (a)(i)	Kitchens for MDMS were not available in the schools.	1.	UPS Keshwana (Sayla)
		2.	UPS Kharchiya (Sayla)
		3.	PS Otwala (Sayla)
		4.	PS Rajendra Nagar (Ahore)
12.1.(a)(iii)	Constructed kitchens are not in use.	1.	UPS Ramdev Colony Jalore (Jalore)
		2.	PS Rajendra Nagar Jalore (Jalore)
		3.	PS Rebariyo Ka Goliya, Bagra (Jalore)
		4.	KGBV Ummedabad (Sayla)
		5.	PS Bhorda (Ahore)
12.5. (ii)	Schools have no source of potable water.	1.	UPS (Girls) Godiji (Jalore)
		2.	UPS Raythal Marg Bhawrani (Ahore)
		3.	PS Dayalpura (Ahore)



## District – Pali

Item No.	Details of Discrepancy		School Name
1 (i)	Buffer Stock of food grains of one month's requirement is not maintained in Schools	1.	UPS Nadi Mohalla (Pali)
		2.	UPS Togawas (Pali)
		3.	UPS Guda Andla (Pali)
		4.	PS Bhato ki Dhani (Pali)
1 (ii)	Food grains not delivered at school level by lifting agency.	1.	UPS Nadi Mohalla (Pali)
		2.	UPS Togawas (Pali)
		3.	UPS Guda Andla (Pali)
		4.	PS Bhato ki Dhani (Pali)
1 (iv)	Quality of food grains received by schools was not satisfactory	1.	PS Bhato ki Dhani (Pali)
11.2. (i)	Health register is not maintained in the schools.	1.	UPS Gagalia (Jaitaran)
		2.	PS Pipaliya (Raipur)
12.1. (a)(i)	Kitchens for MDMS were not available in the schools.	1.	UPS (Girls) Guda Andla (Pali)
		2.	UPS Sanskrit Sendra (Raipur)
12.1.(a)(iii)	Constructed kitchens are not in use.	1.	UPS Togawas (Pali)
12.5. (ii)	Schools have no source of potable water.	1.	PS Bhato ki Dhani (Pali)
		2.	UPS Rampur ki Dhani (Pali)
		3.	UPS Basni Tilwadiya (Sojat)
		4.	KGBV Jaitaran (Jaitaran)
		5.	UPS Gagalia (Pali)

## District – Ajmer

Item No.	Details of Discrepancy	S.No.	School Name Kishangarh
1 (i)	Buffer Stock of food grains of one month's requirement is not maintained in Schools	1.	UPS Lunkaram Rajaredi (Kishangarh)
		2.	UPS (Girls) Ralawata (Kishangarh)
		3.	UPS Dutina ki Dhani (Kishangarh)
1 (ii)	Food grains not delivered at school level by lifting agency.	1.	UPS Lunkaram Rajaredi (Kishangarh)
		2.	UPS (Girls) Ralawata (Kishangarh)
		3.	UPS Dutina ki Dhani (Kishangarh)
12.1(a) (i)	Kitchens for MDMS were not available in the schools.	1.	UPS (Girls) Bhagwan Ganj (Ajmer)
		2.	UPS Ghee Mandi Nagfani (Ajmer)
		3.	UPS (Girls) Bhopa Ka Bada (Ajmer)
		4.	UPS (Girls) Topdada (Ajmer)
		5.	UPS Subhash Nagar (Ajmer)
		6.	UPS Ram Nagar (Ajmer)
		7.	UPS Bhunabay (Shrinagar)
		8.	UPS Bandiya (Shrinagar)
		9.	UPS (Girls) Ardeka (Shrinagr)
		10.	PS Sanskrit Mahnatnagar (Kishangarh)
		11.	UPS Chainpuriya (Kishangarh)
		12.	UPS Lunkaran Rajaredi (Kishangrah)
		13.	UPS Brahampuri (Kishangarh)
		14.	UPS Kali Dungri (Kishangarh)
		15.	UPS Nonadpura (Kishangarh)
		16.	PS Snskrit Karkedi (Kishangarh)
12.5. (ii)	Schools have no source of potable water.	1.	UPS (Girls) Bhopon ka Bada (Ajmer)
		2.	PS Hanuvantpura (Pisangan)
		3.	UPS (Girls) Ardka (Srinagar)

## 3(b) List of Schools with DISE code visited by MI

## District - Jalore

Sl. No.	Name of the school	PS/UPS	Block name	Date of visit	Tick (✓) the school where the nodal officer has visited
1	UPS Ramdev Colony, Jalore	UPS	Jalore (U)	19-08-2014	✓
2	PS Malnath ki Dhani, Jalore	PS	Jalore (U)	19-08-2014	✓
3	UPS Shanti Nagar, Jalore	UPS	Jalore (U)	19-08-2014	✓
4	UPS (Girls) Pratap Chauk, Jalore	UPS	Jalore (U)	19-08-2014	✓
5	UPS, Hanuman Shala, Jalore	UPS	Jalore (U)	19-08-2014	✓
6	UPS (Girls) Godiji, Jalore	UPS	Jalore (U)	19-08-2014	
7	UPS Lalpol, Jalore	UPS	Jalore (U)	19-08-2014	
8	PS Rajendra Nagar, Jalore	PS	Jalore (U)	19-08-2014	
9	PS Bhilo ka Dhuna, Madalpura	PS	Jalore	20-08-2014	
10	UPS, Madalpura	UPS	Jalore	20-08-2014	
11	UPS, Dhanpur	UPS	Jalore	20-08-2014	
12	UPS Railway Station, Bagra	UPS	Jalore	20-08-2014	
13	PS Rebariyo ka goliya, Bagra	PS	Jalore	20-08-2014	
14	UPS (Girls) Akoli	UPS	Jalore	20-08-2014	
15	UPS Ugmawas, Bagra	UPS	Jalore	20-08-2014	
16	UPS Akoli	UPS	Jalore	20-08-2014	
17	PS Khanpur	PS	Sayala	21-08-2014	
18	PS Sanphada	PS	Sayala	21-08-2014	
19	UPS Keshwana	UPS	Sayala	21-08-2014	
20	UPS Katrasan	UPS	Sayala	21-08-2014	
21	UPS Kharchiya	UPS	Sayala	21-08-2014	
22	UPS Ummedabad	UPS	Sayala	21-08-2014	
23	UPS Kharal	UPS	Sayala	21-08-2014	
24	PS Otwala	PS	Sayala	21-08-2014	
25	UPS Meghwalo ki dhani Bhawrani	UPS	Ahore	22-08-2014	
26	UPS (Girls) Bhawrani	UPS	Ahore	22-08-2014	
27	UPS Raythal Marg, Bhawrani	UPS	Ahore	22-08-2014	
28	PS Bala	PS	Ahore	22-08-2014	
29	UPS Rebariyo ki dhani Bala	UPS	Ahore	22-08-2014	
30	PS Bhorda	PS	Ahore	22-08-2014	✓
31	UPS Rama	UPS	Ahore	22-08-2014	✓
32	UPS Naya Rama	UPS	Ahore	22-08-2014	✓
33	UPS (Girls) Bhainswada	UPS	Ahore	23-08-2014	✓
34	UPS Madhopura	UPS	Ahore	23-08-2014	✓
35	UPS No. 2 Ahore	UPS	Ahore	23-08-2014	✓
36	UPS Rajendra Nagar	UPS	Ahore	23-08-2014	✓
37	UPS (Girls) Polawas, Dayalpura	UPS	Ahore	23-08-2014	✓
38	PS Charli	PS	Ahore	23-08-2014	
39	UPS Madri	UPS	Ahore	23-08-2014	
40	PS Dayalpura	PS	Ahore	23-08-2014	

## District – Pali

Sl. No.	Name of the school	PS/UPS	Block name	Date of visit	Tick (√) the school where the nodal officer has visited
1	KGBV Pali	UPS	Pali (U)	25.8.2014	
2	UPS (Girls) Pakage Colony	UPS	Pali (U)	25.8.2014	
3	UPS Nadi Mohalla	UPS	Pali (U)	25.8.2014	
4	UPS Guru Nagar	UPS	Pali (U)	25.8.2014	
5	UPS (Girls) Dhan Mandi	UPS	Pali (U)	25.8.2014	
6	UPS Indra Colony	UPS	Pali (U)	25.8.2014	
7	PS Naya Gaon Basti Pali	PS	Pali (U)	25.8.2014	
8	UPS Mela Darwaja	UPS	Pali (U)	25.8.2014	
9	UPS Togawas	UPS	Pali	26.8.2014	
10	UPS Hathlai	UPS	Pali	26.8.2014	
11	UPS Gundoz	UPS	Pali	26.8.2014	
12	PS Dingai	PS	Pali	26.8.2014	
13	UPS Guda Andla	UPS	Pali	26.8.2014	
14	UPS (Girls) Gura Endla	UPS	Pali	26.8.2014	
15	PS Bhato Ki Dhani	PS	Pali	26.8.2014	
16	UPS Rampur ki Dhani	UPS	Pali	26.8.2014	
17	UPS (Madarsa Anjuman) Sojat	UPS	Sojat	27.8.2014	
18	UPS Sojat No.2	UPS	Sojat	27.8.2014	
19	UPS (Girls) Kot ka mohalla Sojat	UPS	Sojat	27.8.2014	
20	KGBV Sojat	UPS	Sojat	27.8.2014	
21	UPS Basni Tilwadiya	UPS	Sojat	27.8.2014	
22	PS Sandiya	PS	Sojat	27.8.2014	
23	PS Khokhara	PS	Sojat	27.8.2014	
24	UPS Bagawas	UPS	Sojat	27.8.2014	
25	KGBV Jaitaran	UPS	Jaintaran	28.8.2014	√
26	UPS Sabji Mandi Jaitaran	UPS	Jaintaran	28.8.2014	√
27	UPS (Girls) Kot Jaitaran	UPS	Jaintaran	28.8.2014	√
28	UPS (Girls) Garniya	UPS	Jaintaran	28.8.2014	√
29	PS Garniya	PS	Jaintaran	28.8.2014	√
30	UPS Anandpur Kalu	UPS	Jaintaran	28.8.2014	√
31	UPS Gagalia	UPS	Jaintaran	28.8.2014	√
32	PS Lambiya	PS	Jaintaran	28.8.2014	√
33	UPS Akheli	UPS	Raipur	30.8.2014	√
34	UPS Bagiyada	UPS	Raipur	30.8.2014	√
35	UPS (Girls) Jhutha	UPS	Raipur	30.8.2014	√
36	PS Pipaliya	PS	Raipur	30.8.2014	√
37	PS Samdara Bera	PS	Raipur	30.8.2014	√
38	KGBV Bar	UPS	Raipur	30.8.2014	√
39	PS Lilamba	PS	Raipur	30.8.2014	√
40	UPS Sanskrit Sendra	UPS	Raipur	30.8.2014	√

## District – Ajmer

Sl. No.	Name of the school	PS/UPS	Block name	Date of visit	Tick (✓) the school where the nodal officer has visited
1	KGBV Tabiji	UPS	Pisangan	01-09-2014	✓
2	UPS (Girls) Mangliyawas	UPS	Pisangan	01-09-2014	✓
3	UPS Arjunpura Khalsa	UPS	Pisangan	01-09-2014	✓
4	UPS (Girls) Lidi	UPS	Pisangan	01-09-2014	✓
5	PS Hanuvantpura	PS	Pisangan	01-09-2014	✓
6	UPS (Girls) Tabiji	UPS	Pisangan	01-09-2014	✓
7	UPS Subhash Pisangan	UPS	Pisangan	01-09-2014	✓
8	UPS Kumawato ka badiya Pisangan	UPS	Pisangan	01-09-2014	✓
9	UPS Bhunabay	UPS	Shrinagar	02-09-2014	✓
10	UPS Bandiya	UPS	Shrinagar	02-09-2014	✓
11	UPS (Girls) Chachiyawas	UPS	Shrinagar	02-09-2014	✓
12	UPS Bhawanikheda	UPS	Shrinagar	02-09-2014	✓
13	UPS (Girls) Ardeka	UPS	Shrinagar	02-09-2014	✓
14	UPS Magari	UPS	Shrinagar	02-09-2014	✓
15	UPS (Girls) Babaycha	UPS	Shrinagar	02-09-2014	✓
16	KGBV Shrinagar	UPS	Shrinagar	02-09-2014	✓
17	UPS Jatli	UPS	Shrinagar	03-09-2014	
18	UPS Dhani Purohitan	UPS	Kishangarh (U)	03-09-2014	
19	UPS Sindhi Housing Board Kishangarh	UPS	Kishangarh (U)	03-09-2014	
20	PS Sanskrit Mahnatnagar	PS	Kishangarh (U)	03-09-2014	
21	UPS Chainpuriya	UPS	Kishangarh (U)	03-09-2014	
22	UPS Lunkaran Rajaredi	UPS	Kishangarh (U)	03-09-2014	
23	UPS Ambedkar	UPS	Kishangarh (U)	03-09-2014	
24	UPS Brahampuri	UPS	Kishangarh (U)	03-09-2014	
25	UPS Kali Dungari	UPS	Kishangarh	05-09-2014	
26	UPS Mohanpura	UPS	Kishangarh	05-09-2014	
27	UPS Rahimpura	UPS	Kishangarh	05-09-2014	
28	KGBV Khatoli	UPS	Kishangarh	05-09-2014	
29	UPS (Girls) Ralawta	UPS	Kishangarh	05-09-2014	
30	UPS Nonandpura	UPS	Kishangarh	05-09-2014	
31	PS Snskrit Karkedi	PS	Kishangarh	05-09-2014	
32	UPS Dutina ki Dhani	UPS	Kishangarh	05-09-2014	
33	UPS Sanskrit Kotda	UPS	Ajmer	06-09-2014	
34	UPS (Girls) Bhagwan Ganj	UPS	Ajmer	06-09-2014	
35	UPS Ghee Mandi Nagfani	UPS	Ajmer	06-09-2014	
36	UPS (Girls) Bhopo Ka Bada	UPS	Ajmer	06-09-2014	
37	PS Mharna Pratap Nagar Kotda	PS	Ajmer	06-09-2014	
38	UPS (Girls) Topdada	UPS	Ajmer	06-09-2014	
39	UPS Subhash Nagar	UPS	Ajmer	06-09-2014	
40	UPS Ramnagar	UPS	Ajmer	06-09-2014	